

## Luminaire

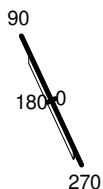
Code AQ40718  
 Name A.24 SOSP. BINARIO MAGNETICO + INDIRETTA 2700K 2352mm BCOP

## Measurement

Code FTS2300161  
 Name A.24 SOSP. BINARIO MAGNETICO + INDIRETTA 2700K 2352mm BCOP

Luminaire Flux	2771 lm	Luminaire Power	29.0 W	Efficacy	95.552 lm/W	Efficiency	100.00%
Source Flux	2771 lm	Maximum value	528.26 cd/klm	Position	C=0.00 G=180.00	CG	Double Symmetrical
Rectangular Luminaire		Length	2352 mm	Width	27 mm	Height	55 mm
Rectangular Luminous Area		Length	1300 mm	Width	22 mm	Height	0 mm
Horizontal Luminous Area		0.028600 m2		Emitting area on Plane 180°		0.000000 m2	
Emitting area on Plane 0°		0.000000 m2		Emitting area on Plane 270°		0.000000 m2	
Emitting area on Plane 90°		0.000000 m2		Glare area at 76°		0.006919 m2	
Coordinate system		CG		Symmetry Type		Double Symmetrical	
Date		20-09-2023		Maximum Gamma Angle		180	
Measurement Distance		0.00		Measurement Flux		2771 lm	
LED Flux=4692lm LED Power=27W Eff=59% EfcLed=176lm/W EfcLum=96lm/W CCT=2700K Ra=90 R9=50 SDCM=3 L70(17k)=102000h							
C.I.E.	0 0 0 0 100			D DIN 5040	--		
F UTE	1.00 T			B NBN	BZ 10		

2352mm x 27mm



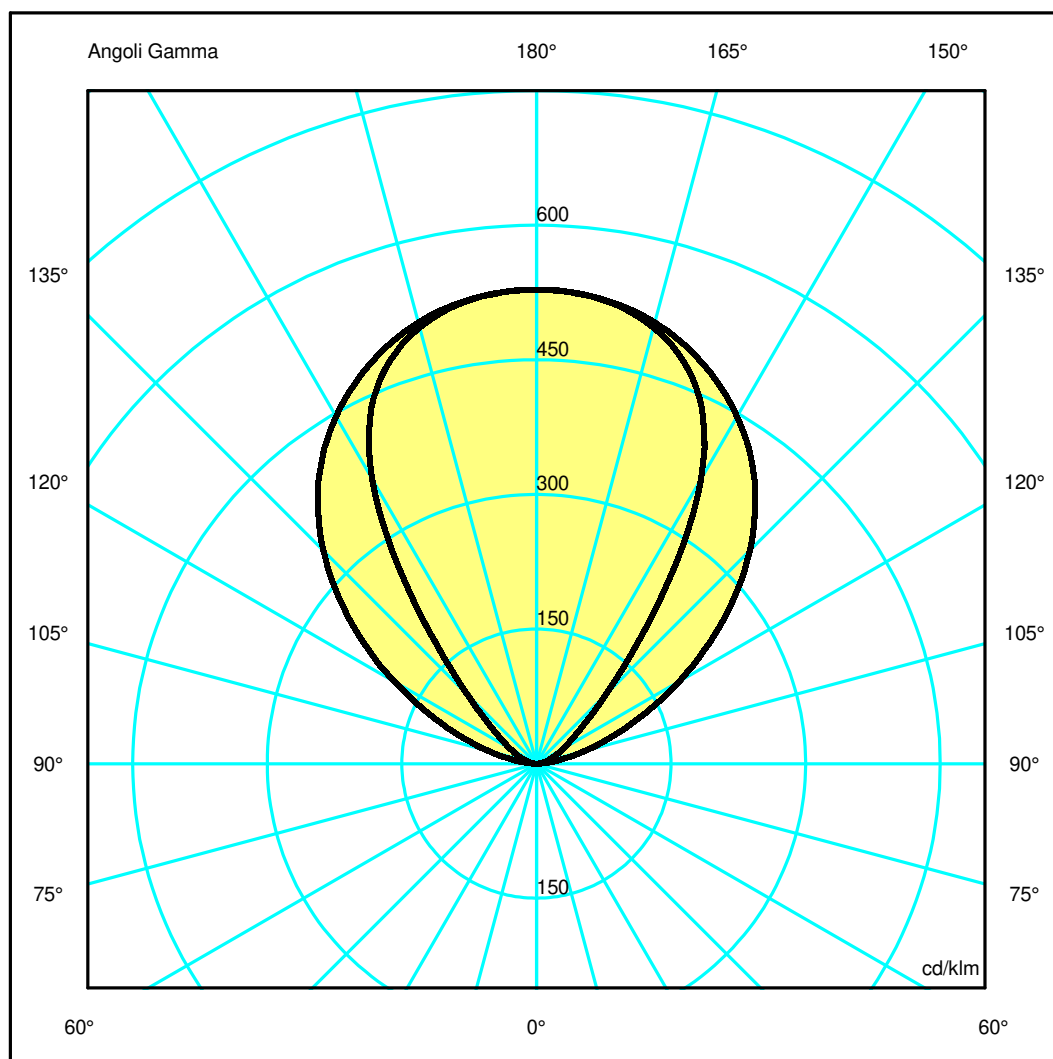
Semipiani C

180.0 — 0.0  
 270.0 — 90.0

ULOR 99.99 %

DLOR 0.01 %

RN 99.99 %



## Luminaire

Code AQ40718  
Name A.24 SOSP. BINARIO MAGNETICO + INDIRETTA 2700K 2352mm BCOP

## Measurement

Code FTS2300161  
Name A.24 SOSP. BINARIO MAGNETICO + INDIRETTA 2700K 2352mm BCOP

Luminaire Flux	2771 lm	Luminaire Power	29.0 W	Efficacy	95.552 lm/W	Efficiency	100.00%
Source Flux	2771 lm	Maximum value	528.26 cd/klm	Position	C=0.00 G=180.00	CG	Double Symmetrical
Rectangular Luminaire		Length	2352 mm	Width	27 mm	Height	55 mm
Rectangular Luminous Area		Length	1300 mm	Width	22 mm	Height	0 mm
Horizontal Luminous Area	0.028600 m2			Emitting area on Plane 180°		0.000000 m2	
Emitting area on Plane 0°	0.000000 m2			Emitting area on Plane 270°		0.000000 m2	
Emitting area on Plane 90°	0.000000 m2			Glare area at 76°		0.006919 m2	
Coordinate system	CG			Symmetry Type		Double Symmetrical	
Date	20-09-2023			Maximum Gamma Angle		180	
Measurement Distance	0.00			Measurement Flux		2771 lm	

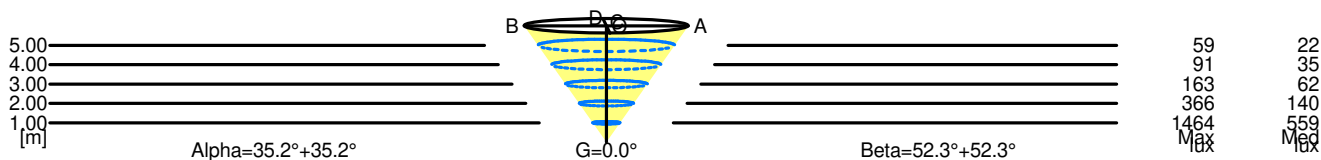
LED Flux=4692lm LED Power=27W Eff=59% EfcLed=176lm/W EfcLum=96lm/W CCT=2700K Ra=90 R9=50 SDCM=3 L70(17k)=102000h

C.I.E.	0 0 0 0 100	D DIN 5040	--
F UTE	1.00 T	B NBN	BZ 10

Width at 50.00 % of Max Intensity

H[m]	1.00	2.00	3.00	4.00	5.00	H[m]	1.00	2.00	3.00	4.00	5.00
OA	0.71	1.41	2.12	2.83	3.53	OC	1.29	2.59	3.88	5.17	6.47
OB	0.71	1.41	2.12	2.83	3.53	OD	1.29	2.59	3.88	5.17	6.47

	Luminous Intensities [ cd/klm]									
	0	5	15	25	35	45	55	65	75	85
OA	1463.82	1458.38	1394.13	1208.85	746.22	302.01	135.41	69.41	30.67	6.89
OB	1463.82	1458.38	1394.13	1208.85	746.22	302.01	135.41	69.41	30.67	6.89
OC	1463.82	1456.70	1410.51	1308.35	1153.91	931.80	654.02	371.40	157.48	27.94
OD	1463.82	1456.70	1410.51	1308.35	1153.91	931.80	654.02	371.40	157.48	27.94



5.00	7.07	59	22		
4.00	5.65	91	35		
3.00	4.24	163	62		
2.00	2.83	366	140		
1.00	1.41	1464	559		
H[m]	D[m]	Max lux	Med lux	Alpha=35.2°+35.2°	G=0.0

5.00	12.94	59	22		
4.00	10.35	91	35		
3.00	7.76	163	62		
2.00	5.17	366	140		
1.00	2.59	1464	559		
H[m]	D[m]	Max lux	Med lux	Beta=52.3°+52.3°	G=0.0