

Luminaire

Code AQ50701+AQ90XXX
 Name A.24 INC. CURVA 60° R561 DIFF. 2700K WHT + A.24 SCHERMO DIFF. OPALINO FLESSIB.

Measurement

Code FTS1903580-A
 Name A.24 INC. CURVA 60° R561 DIFF. 2700K WHT + A.24 SCHERMO DIFF. OPALINO FLESSIB.

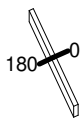
Luminaire Flux	1421 lm	Luminaire Power	14.0 W	Efficacy	101.500 lm/W	Efficiency	100.00%
Source Flux	1421 lm	Maximum value	365.33 cd/klm	Position	C=0.00 G=0.00	CG	Rotosymmetrical
Rectangular Luminaire		Length	587 mm	Width	26 mm	Height	50 mm
Rectangular Luminous Area		Length	587 mm	Width	21 mm	Height	0 mm
Horizontal Luminous Area		0.012327 m2		Emitting area on Plane 180°		0.000000 m2	
Emitting area on Plane 0°		0.000000 m2		Emitting area on Plane 270°		0.000000 m2	
Emitting area on Plane 90°		0.000000 m2		Glare area at 76°		0.002982 m2	
Coordinate system		CG		Symmetry Type		Rotosymmetrical	
Date		20-09-2023		Maximum Gamma Angle		180	
Measurement Distance		0.00		Measurement Flux		1421 lm	

LED Flux=2346lm LED Power=13W Eff=61% EfcLed=176lm/W EfcLum=102lm/W CCT=2700K Ra=90 R9=50 SDCM=3 L70(17k)=102000h

C.I.E. 48 79 96 100 100
 F UTE 1.00 E

D DIN 5040
 B NBN
 A30
 BZ 4

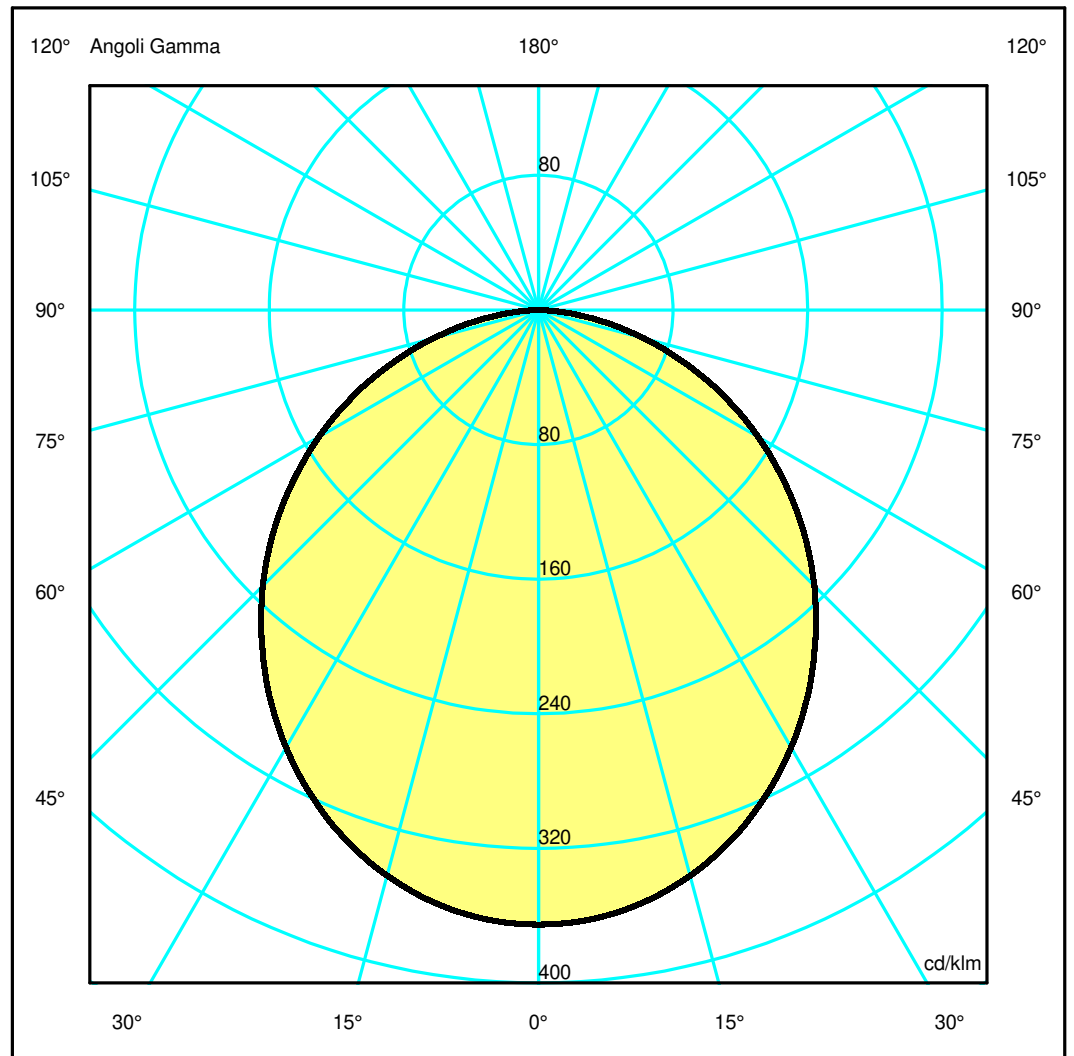
587mm x 26mm



Semipiani C

180.0 ——— 0.0

ULOR 0.02 %
 DLOR 99.98 %
 RN 0.02 %



Luminaire

Code AQ50701+AQ90XXX
 Name A.24 INC. CURVA 60° R561 DIFF. 2700K WHT + A.24 SCHERMO DIFF. OPALINO FLESSIB.

Measurement

Code FTS1903580-A
 Name A.24 INC. CURVA 60° R561 DIFF. 2700K WHT + A.24 SCHERMO DIFF. OPALINO FLESSIB.

Luminaire Flux	1421 lm	Luminaire Power	14.0 W	Efficacy	101.500 lm/W	Efficiency	100.00%
Source Flux	1421 lm	Maximum value	365.33 cd/klm	Position	C=0.00 G=0.00	CG	Rotosymmetrical
Rectangular Luminaire		Length	587 mm	Width	26 mm	Height	50 mm
Rectangular Luminous Area		Length	587 mm	Width	21 mm	Height	0 mm
Horizontal Luminous Area		0.012327 m2		Emitting area on Plane 180°		0.000000 m2	
Emitting area on Plane 0°		0.000000 m2		Emitting area on Plane 270°		0.000000 m2	
Emitting area on Plane 90°		0.000000 m2		Glare area at 76°		0.002982 m2	
Coordinate system		CG		Symmetry Type		Rotosymmetrical	
Date		20-09-2023		Maximum Gamma Angle		180	
Measurement Distance		0.00		Measurement Flux		1421 lm	

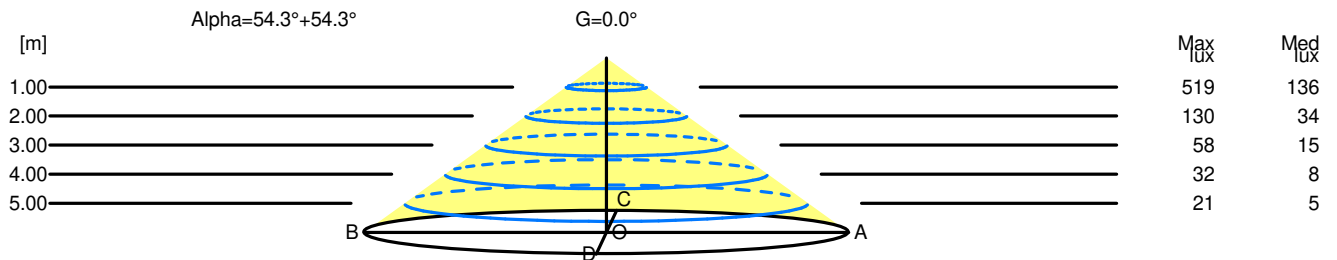
LED Flux=2346lm LED Power=13W Eff=61% EfcLed=176lm/W EfcLum=102lm/W CCT=2700K Ra=90 R9=50 SDCM=3 L70(17k)=102000h

C.I.E.	48 79 96 100 100	D DIN 5040	A30
F UTE	1.00 E	B NBN	BZ 4

Width at 50.00 % of Max Intensity

H[m]	1.00	2.00	3.00	4.00	5.00	H[m]	1.00	2.00	3.00	4.00	5.00
OA	1.39	2.78	4.17	5.56	6.95	OC	1.39	2.78	4.17	5.56	6.95
OB	1.39	2.78	4.17	5.56	6.95	OD	1.39	2.78	4.17	5.56	6.95

	Luminous Intensities [cd/klm]									
	0	5	15	25	35	45	55	65	75	85
OA	519.13	516.38	494.61	453.23	396.71	329.50	253.78	173.61	92.03	20.98
OB	519.13	516.38	494.61	453.23	396.71	329.50	253.78	173.61	92.03	20.98
OC	519.13	516.38	494.61	453.23	396.71	329.50	253.78	173.61	92.03	20.98
OD	519.13	516.38	494.61	453.23	396.71	329.50	253.78	173.61	92.03	20.98



H[m]	D[m]	Max lux	Med lux	Alpha=54.3°+54.3°	G=0.0
1.00	2.78	519	136		
2.00	5.56	130	34		
3.00	8.34	58	15		
4.00	11.12	32	8		
5.00	13.89	21	5		