

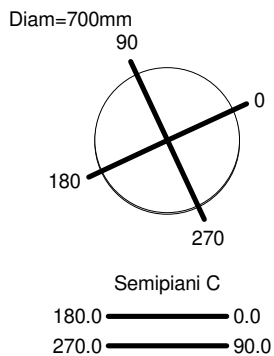
Luminaire

Code 1992360A_G
 Name DISCOVERY VERTICAL 70 RGB+W BZO - GREEN

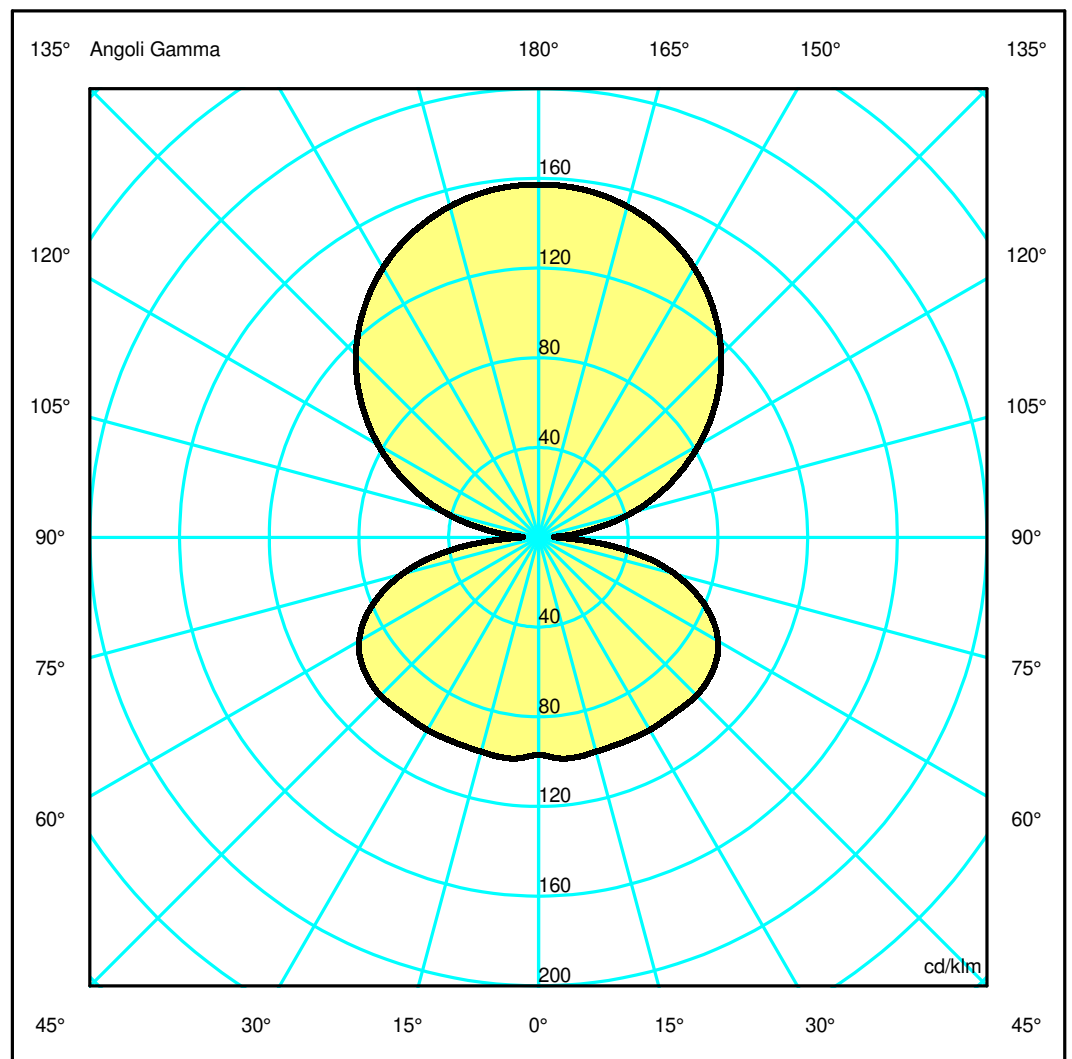
Measurem.

Code FTS2000391
 Name DISCOVERY VERTICAL 70 RGB+W BZO - GREEN

Luminaire Flux	557 lm	Luminaire Power	13.0 W	Efficacy	42.846 lm/W	Efficiency	100.00%
Source Flux	557 lm	Maximum value	157.28 cd/klm	Position	C=90.00 G=179.00	CG	Asymmetrical
Round Luminaire		Diam.	700 mm	Height	17 mm		
Round Luminous Area		Diam.	635 mm	Height	0 mm		
Horizontal Luminous Area			0.316692 m2	Emitting area on Plane 180°			0.000000 m2
Emitting area on Plane 0°			0.000000 m2	Emitting area on Plane 270°			0.000000 m2
Emitting area on Plane 90°			0.000000 m2	Glare area at 76°			0.076615 m2
Coordinate system		CG		Symmetry Type		Asymmetrical	
Date		11-11-2020		Maximum Gamma Angle		180	
Measurement Distance		0.00		Measurement Flux		557 lm	
LED Flux=819,59lm LED Power=8,9W Eff=68% EfcLed=92lm/W EfcLum=43lm/W L70(6K)=60000 h							
C.I.E.	32 63 89 49 100			D DIN 5040		C22	
F UTE	0.49 I + 0.51 T			B NBN		BZ 6	



ULOR 51.31 %
 DLOR 48.69 %
 RN 51.31 %



Luminaire

Code 1992360A_G
Name DISCOVERY VERTICAL 70 RGB+W BZO - GREEN

Measurement

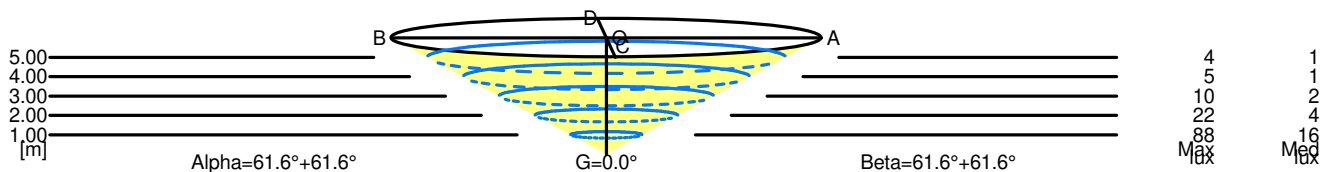
Code FTS2000391
Name DISCOVERY VERTICAL 70 RGB+W BZO - GREEN

Luminaire Flux	557 lm	Luminaire Power	13.0 W	Efficacy	42.846 lm/W	Efficiency	100.00%
Source Flux	557 lm	Maximum value	157.28 cd/klm	Position	C=90.00 G=179.00	CG	Asymmetrical
Round Luminaire		Diam.	700 mm	Height	17 mm		
Round Luminous Area		Diam.	635 mm	Height	0 mm		
Horizontal Luminous Area			0.316692 m2	Emitting area on Plane 180°			0.000000 m2
Emitting area on Plane 0°			0.000000 m2	Emitting area on Plane 270°			0.000000 m2
Emitting area on Plane 90°			0.000000 m2	Glare area at 76°			0.076615 m2
Coordinate system		CG		Symmetry Type			Asymmetrical
Date		11-11-2020		Maximum Gamma Angle			180
Measurement Distance		0.00		Measurement Flux			557 lm
LED Flux=819,59lm LED Power=8,9W Eff=68% EfcLed=92lm/W EfcLum=43lm/W L70(6K)=60000 h							
C.I.E.	32 63 89 49 100			D DIN 5040		C22	
F UTE	0.49 I + 0.51 T			B NBN		BZ 6	

Width at 50.00 % of Max Intensity

H[m]	1.00	2.00	3.00	4.00	5.00	H[m]	1.00	2.00	3.00	4.00	5.00
OA	1.85	3.70	5.55	7.40	9.25	OC	1.85	3.70	5.55	7.40	9.25
OB	1.85	3.70	5.55	7.40	9.25	OD	1.85	3.70	5.55	7.40	9.25

	Luminous Intensities [cd/klm]									
	0	5	15	25	35	45	55	65	75	85
OA	87.60	87.39	85.09	80.47	73.47	64.15	52.51	39.08	24.43	8.39
OB	87.60	87.39	85.09	80.47	73.47	64.15	52.51	39.08	24.43	8.39
OC	87.60	87.39	85.09	80.47	73.47	64.15	52.51	39.08	24.43	8.39
OD	87.60	87.39	85.09	80.47	73.47	64.15	52.51	39.08	24.43	8.39



5.00	18.50	4	1		
4.00	14.80	5	1		
3.00	11.10	10	2		
2.00	7.40	22	4		
1.00	3.70	88	16		
H[m]	D[m]	Max lux	Med lux	Alpha=61.6°+61.6°	G=0.0

5.00	18.50	4	1		
4.00	14.80	5	1		
3.00	11.10	10	2		
2.00	7.40	22	4		
1.00	3.70	88	16		
H[m]	D[m]	Max lux	Med lux	Beta=61.6°+61.6°	G=0.0