

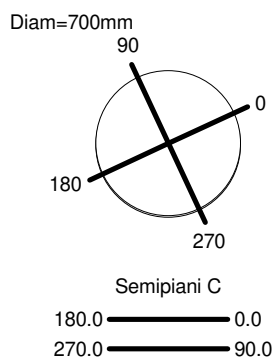
Luminaire

Code 1992360A_W
Name DISCOVERY VERTICAL 70 RGB+W BZO - WHITE

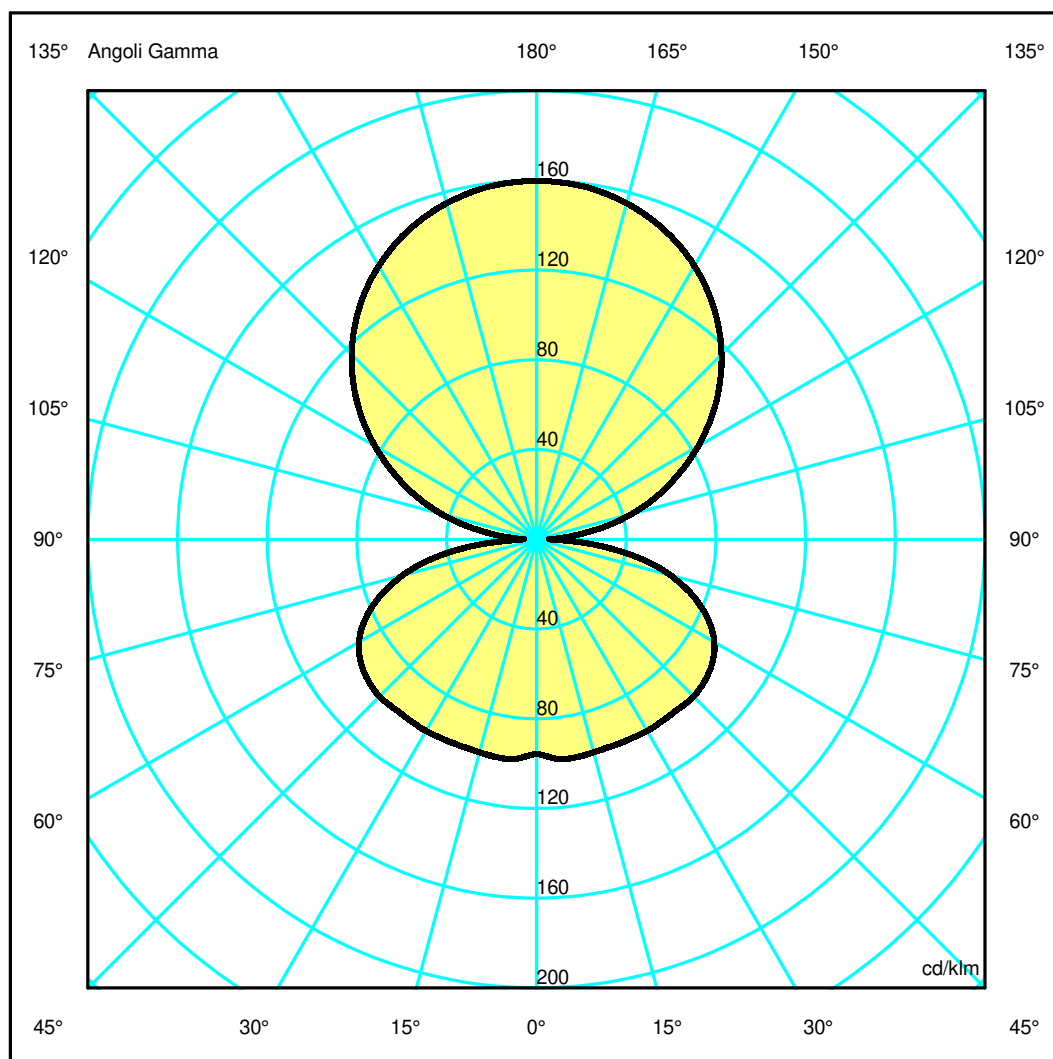
Measurerm.

Code FTS2000393
Name DISCOVERY VERTICAL 70 RGB+W BZO - WHITE

Luminaire Flux	1600 lm	Luminaire Power	20.0 W	Efficacy	80.000 lm/W	Efficiency	100.00%
Source Flux	1600 lm	Maximum value	159.74 cd/klm	Position	C=0.00 G=180.00	CG	Asymmetrical
Round Luminaire		Diam.	700 mm	Height	17 mm		
Round Luminous Area		Diam.	635 mm	Height	0 mm		
Horizontal Luminous Area			0.316692 m2	Emitting area on Plane 180°			0.000000 m2
Emitting area on Plane 0°			0.000000 m2	Emitting area on Plane 270°			0.000000 m2
Emitting area on Plane 90°			0.000000 m2	Glare area at 76°			0.076615 m2
Coordinate system		CG		Symmetry Type		Asymmetrical	
Date		11-11-2020		Maximum Gamma Angle		180	
Measurement Distance		0.00		Measurement Flux		1600 lm	
LED Flux=2350,53lm LED Power=15W Eff=68% EfcLed=157lm/W EfcLum=80lm/W CCT=3000 Ra=80 L70(6K)=60000 h							
C.I.E.	32 64 89 48 100			D DIN 5040	C22		
F UTE	0.48 I + 0.52 T			B NBN	BZ 6		



ULOR 51.83 %
DLOR 48.17 %
RN 51.83 %



Luminaire

Code 1992360A_W
Name DISCOVERY VERTICAL 70 RGB+W BZO - WHITE

Measur.

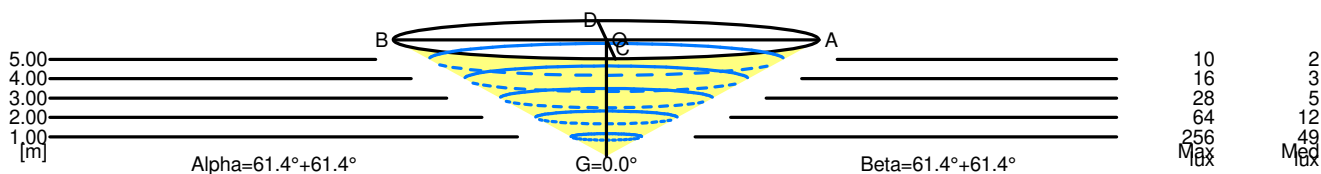
Code FTS2000393
Name DISCOVERY VERTICAL 70 RGB+W BZO - WHITE

Luminaire Flux	1600 lm	Luminaire Power	20.0 W	Efficacy	80.000 lm/W	Efficiency	100.00%
Source Flux	1600 lm	Maximum value	159.74 cd/klm	Position	C=0.00 G=180.00	CG	Asymmetrical
Round Luminaire		Diam.	700 mm	Height	17 mm		
Round Luminous Area		Diam.	635 mm	Height	0 mm		
Horizontal Luminous Area			0.316692 m2	Emitting area on Plane 180°			0.000000 m2
Emitting area on Plane 0°			0.000000 m2	Emitting area on Plane 270°			0.000000 m2
Emitting area on Plane 90°			0.000000 m2	Glare area at 76°			0.076615 m2
Coordinate system		CG		Symmetry Type		Asymmetrical	
Date		11-11-2020		Maximum Gamma Angle		180	
Measurement Distance		0.00		Measurement Flux		1600 lm	
LED Flux=2350,53lm LED Power=15W Eff=68% EfcLed=157lm/W EfcLum=80lm/W CCT=3000 Ra=80 L70(6K)=60000 h							
C.I.E.	32 64 89 48 100			D DIN 5040	C22		
F UTE	0.48 I + 0.52 T			B NBN	BZ 6		

Width at 50.00 % of Max Intensity

H[m]	1.00	2.00	3.00	4.00	5.00	H[m]	1.00	2.00	3.00	4.00	5.00
OA	1.83	3.66	5.49	7.33	9.16	OC	1.83	3.66	5.49	7.32	9.16
OB	1.83	3.66	5.49	7.33	9.16	OD	1.83	3.66	5.49	7.32	9.16

	Luminous Intensities [cd/klm]									
	0	5	15	25	35	45	55	65	75	85
OA	255.59	254.98	248.19	234.63	214.06	186.57	152.40	112.89	70.38	23.92
OB	255.59	254.98	248.19	234.63	214.06	186.57	152.40	112.89	70.38	23.92
OC	255.59	254.98	248.19	234.63	214.06	186.57	152.40	112.89	70.38	23.92
OD	255.59	254.98	248.19	234.63	214.06	186.57	152.40	112.89	70.38	23.92



5.00	18.31	10	2		
4.00	14.65	16	3		
3.00	10.99	28	5		
2.00	7.33	64	12		
1.00	3.66	256	49		
H[m]	D[m]	Max lux	Med lux	Alpha=61.4°+61.4°	G=0.0

5.00	18.31	10	2		
4.00	14.65	16	3		
3.00	10.99	28	5		
2.00	7.32	64	12		
1.00	3.66	256	49		
H[m]	D[m]	Max lux	Med lux	Beta=61.4°+61.4°	G=0.0