

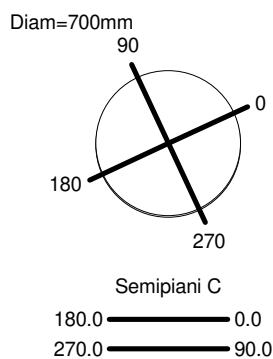
Luminaire

Code 1992230A_W
Name DISCOVERY VERTICAL 70 TW NRO - WARM

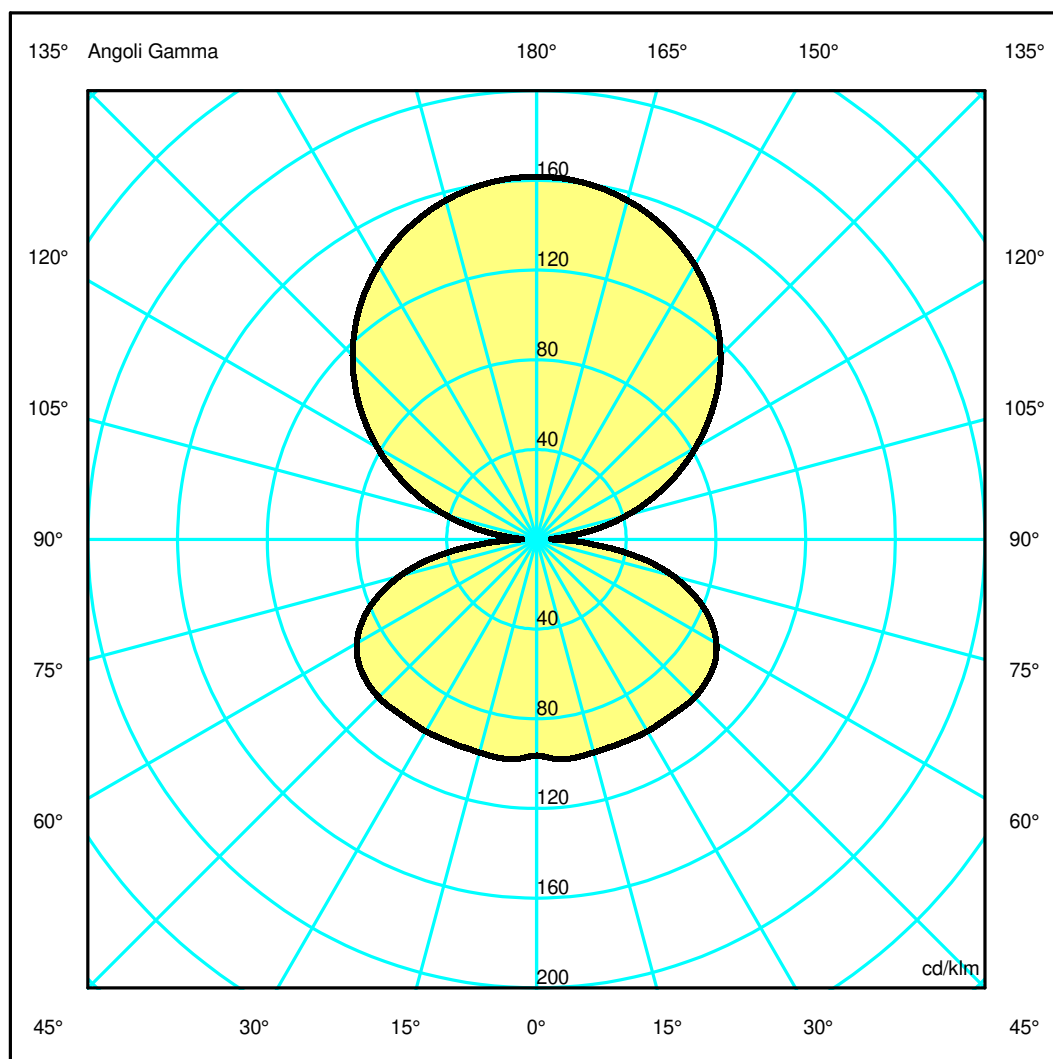
Measurerm.

Code FTS2000384
Name DISCOVERY VERTICAL 70 TW NRO - WARM

Luminaire Flux	3246 lm	Luminaire Power	50.0 W	Efficacy	64.920 lm/W	Efficiency	100.00%
Source Flux	3246 lm	Maximum value	161.73 cd/klm	Position	C=0.00 G=180.00	CG	Asymmetrical
Round Luminaire		Diam.	700 mm	Height	17 mm		
Round Luminous Area		Diam.	635 mm	Height	0 mm		
Horizontal Luminous Area			0.316692 m2	Emitting area on Plane 180°			0.000000 m2
Emitting area on Plane 0°			0.000000 m2	Emitting area on Plane 270°			0.000000 m2
Emitting area on Plane 90°			0.000000 m2	Glare area at 76°			0.076615 m2
Coordinate system		CG		Symmetry Type		Asymmetrical	
Date		11-11-2020		Maximum Gamma Angle		180	
Measurement Distance		0.00		Measurement Flux		3246 lm	
LED Flux=5281,81lm LED Power=42W Eff=61% EfcLed=126lm/W EfcLum=65lm/W CCT=2700K Ra=80 - L70(6K)=60000 h							
C.I.E.	32 63 89 49 100			D DIN 5040	C22		
F UTE	0.49 I + 0.51 T			B NBN	BZ 6		



ULOR 51.32 %
DLOR 48.68 %
RN 51.32 %



Luminaire

Code 1992230A_W
Name DISCOVERY VERTICAL 70 TW NRO - WARM

Measurment.

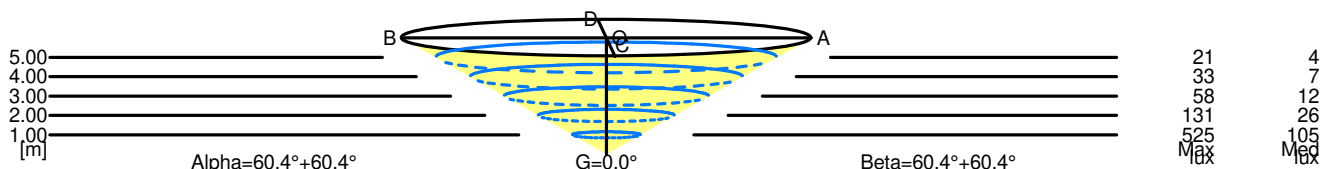
Code FTS2000384
Name DISCOVERY VERTICAL 70 TW NRO - WARM

Luminaire Flux	3246 lm	Luminaire Power	50.0 W	Efficacy	64.920 lm/W	Efficiency	100.00%
Source Flux	3246 lm	Maximum value	161.73 cd/klm	Position	C=0.00 G=180.00	CG	Asymmetrical
Round Luminaire		Diam.	700 mm	Height	17 mm		
Round Luminous Area		Diam.	635 mm	Height	0 mm		
Horizontal Luminous Area			0.316692 m2	Emitting area on Plane 180°			0.000000 m2
Emitting area on Plane 0°			0.000000 m2	Emitting area on Plane 270°			0.000000 m2
Emitting area on Plane 90°			0.000000 m2	Glare area at 76°			0.076615 m2
Coordinate system		CG		Symmetry Type			Asymmetrical
Date		11-11-2020		Maximum Gamma Angle			180
Measurement Distance		0.00		Measurement Flux			3246 lm
LED Flux=5281,81lm LED Power=42W Eff=61% EfcLed=126lm/W EfcLum=65lm/W CCT=2700K Ra=80 - L70(6K)=60000 h							
C.I.E.	32 63 89 49 100			D DIN 5040		C22	
F UTE	0.49 I + 0.51 T			B NBN		BZ 6	

Width at 50.00 % of Max Intensity

H[m]	1.00	2.00	3.00	4.00	5.00	H[m]	1.00	2.00	3.00	4.00	5.00
OA	1.76	3.53	5.29	7.05	8.81	OC	1.76	3.53	5.29	7.05	8.81
OB	1.76	3.53	5.29	7.05	8.81	OD	1.76	3.53	5.29	7.05	8.81

		Luminous Intensities [cd/klm]									
		0	5	15	25	35	45	55	65	75	85
OA	524.97	522.95	507.85	478.28	434.29	376.47	305.51	224.66	136.77	41.86	
OB	524.97	522.95	507.85	478.28	434.29	376.47	305.51	224.66	136.77	41.86	
OC	524.97	522.95	507.85	478.28	434.29	376.47	305.51	224.66	136.77	41.86	
OD	524.97	522.95	507.85	478.28	434.29	376.47	305.51	224.66	136.77	41.86	



5.00	17.63	21	4	
4.00	14.10	33	7	
3.00	10.58	58	12	
2.00	7.05	131	26	
1.00	3.53	525	105	
H[m]	D[m]	Max lux	Med lux	Alpha=60.4°+60.4°

5.00	17.63	21	4	
4.00	14.10	33	7	
3.00	10.58	58	12	
2.00	7.05	131	26	
1.00	3.53	525	105	
H[m]	D[m]	Max lux	Med lux	Beta=60.4°+60.4°