

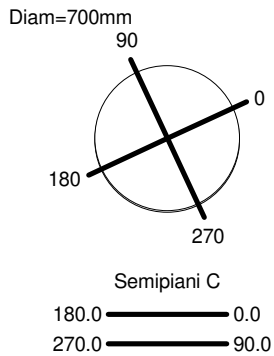
## Luminaire

Code 1992330APP\_R  
Name DISCOVERY VERTICAL 70 RGB+W APP COMP.NRO - RED

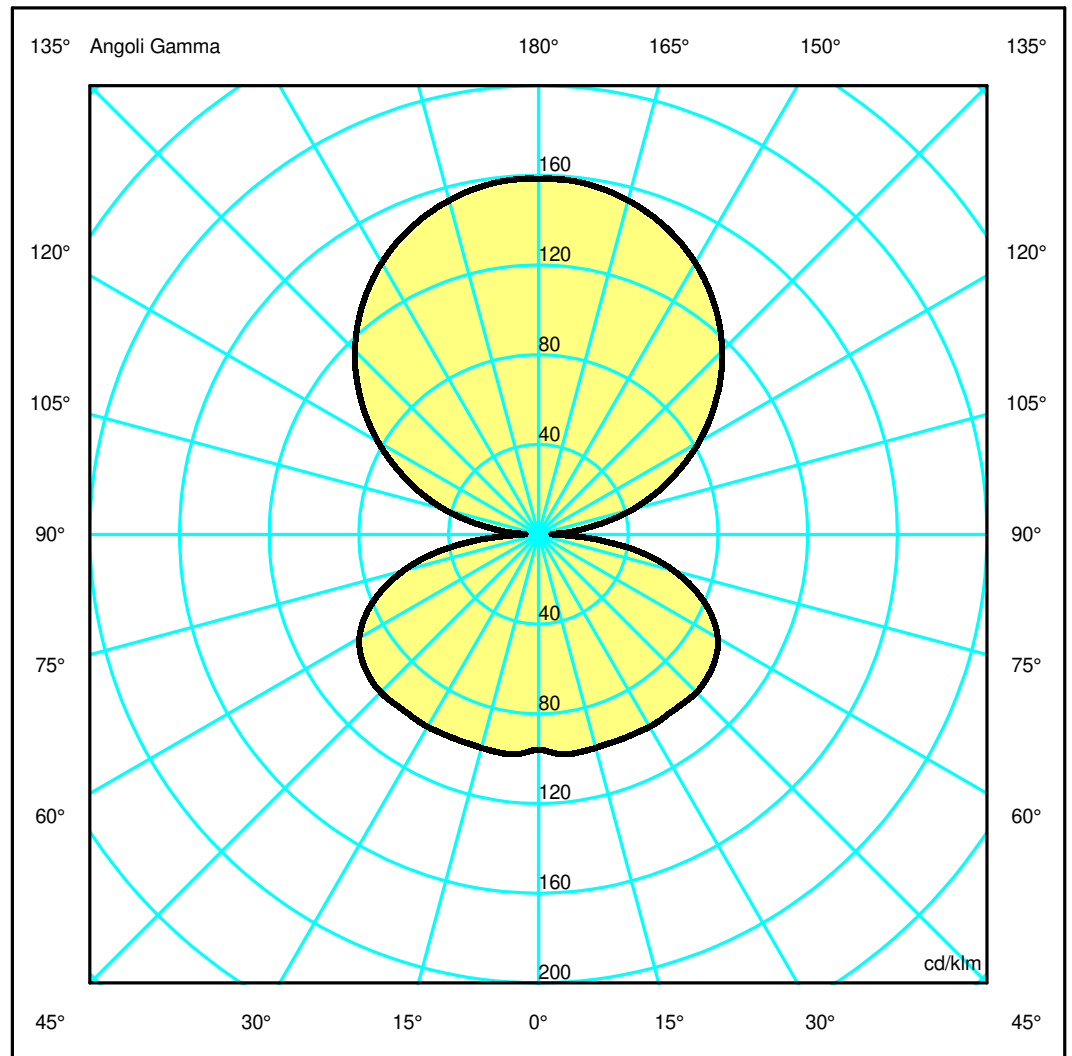
## Measurem.

Code FTS2000390  
Name DISCOVERY VERTICAL 70 RGB+W APP COMP.NRO - RED

Luminaire Flux	239 lm	Luminaire Power	13.0 W	Efficacy	18.385 lm/W	Efficiency	100.00%
Source Flux	239 lm	Maximum value	158.73 cd/klm	Position	C=90.00 G=178.00	CG	Asymmetrical
Round Luminaire		Diam.	700 mm	Height	17 mm		
Round Luminous Area		Diam.	635 mm	Height	0 mm		
Horizontal Luminous Area			0.316692 m2	Emitting area on Plane 180°			0.000000 m2
Emitting area on Plane 0°			0.000000 m2	Emitting area on Plane 270°			0.000000 m2
Emitting area on Plane 90°			0.000000 m2	Glare area at 76°			0.076615 m2
Coordinate system		CG		Symmetry Type		Asymmetrical	
Date		11-11-2020		Maximum Gamma Angle		180	
Measurement Distance		0.00		Measurement Flux		239 lm	
LED Flux=367,82lm LED Power=9W Eff=65% EfcLed=41lm/W EfcLum=18lm/W L70(6K)=60000 h							
C.I.E.	32 64 89 48 100			D DIN 5040		C22	
F UTE	0.48 I + 0.52 T			B NBN		BZ 6	



ULOR 51.50 %  
DLOR 48.50 %  
RN 51.50 %



## Luminaire

Code 1992330APP\_R  
Name DISCOVERY VERTICAL 70 RGB+W APP COMP.NRO - RED

## Measurem.

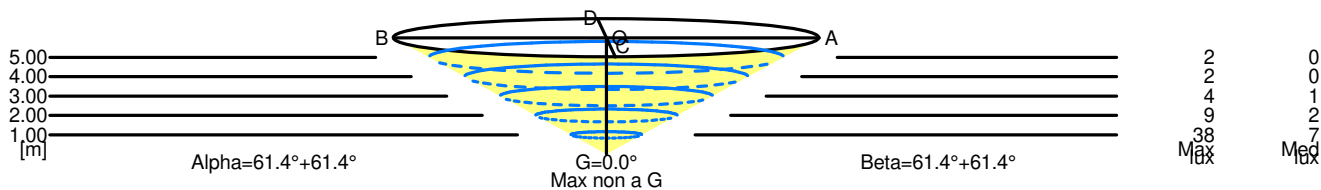
Code FTS2000390  
Name DISCOVERY VERTICAL 70 RGB+W APP COMP.NRO - RED

Luminaire Flux	239 lm	Luminaire Power	13.0 W	Efficacy	18.385 lm/W	Efficiency	100.00%
Source Flux	239 lm	Maximum value	158.73 cd/klm	Position	C=90.00 G=178.00	CG	Asymmetrical
Round Luminaire		Diam.	700 mm	Height	17 mm		
Round Luminous Area		Diam.	635 mm	Height	0 mm		
Horizontal Luminous Area			0.316692 m2	Emitting area on Plane 180°			0.000000 m2
Emitting area on Plane 0°			0.000000 m2	Emitting area on Plane 270°			0.000000 m2
Emitting area on Plane 90°			0.000000 m2	Glare area at 76°			0.076615 m2
Coordinate system		CG		Symmetry Type		Asymmetrical	
Date		11-11-2020		Maximum Gamma Angle		180	
Measurement Distance		0.00		Measurement Flux		239 lm	
LED Flux=367,82lm LED Power=9W Eff=65% EfcLed=41lm/W EfcLum=18lm/W L70(6K)=60000 h							
C.I.E.	32 64 89 48 100			D DIN 5040		C22	
F UTE	0.48 I + 0.52 T			B NBN		BZ 6	

Width at 50.00 % of Max Intensity

H[m]	1.00	2.00	3.00	4.00	5.00	H[m]	1.00	2.00	3.00	4.00	5.00
OA	1.83	3.66	5.49	7.32	9.16	OC	1.83	3.66	5.49	7.32	9.16
OB	1.83	3.66	5.49	7.32	9.16	OD	1.83	3.66	5.49	7.32	9.16

	Luminous Intensities [ cd/klm]									
	0	5	15	25	35	45	55	65	75	85
OA	37.88	37.86	36.84	34.81	31.74	27.66	22.59	16.75	10.46	3.63
OB	37.88	37.86	36.84	34.81	31.74	27.66	22.59	16.75	10.46	3.63
OC	37.88	37.86	36.84	34.81	31.74	27.66	22.59	16.75	10.46	3.63
OD	37.88	37.86	36.84	34.81	31.74	27.66	22.59	16.75	10.46	3.63



5.00	18.31	2	0		
4.00	14.65	2	0		
3.00	10.99	4	1		
2.00	7.32	9	2		
1.00	3.66	38	7		
H[m]	D[m]	Max lux	Med lux	Alpha=61.4°+61.4°	Max non a G G=0.0°

5.00	18.31	2	0		
4.00	14.65	2	0		
3.00	10.99	4	1		
2.00	7.32	9	2		
1.00	3.66	38	7		
H[m]	D[m]	Max lux	Med lux	Beta=61.4°+61.4°	Max non a G G=0.0°