

Luminaire

Code 1993260A_N
Name DISCOVERY VERTICAL 100 TW BZO - GOLD

Measurerm.

Code FTS2000409
Name DISCOVERY VERTICAL 100 TW BZO - GOLD

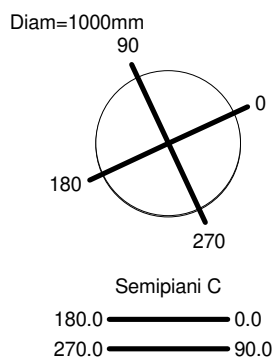
Luminaire Flux	4775 lm	Luminaire Power	71.0 W	Efficacy	67.254 lm/W	Efficiency	100.00%
Source Flux	4775 lm	Maximum value	160.92 cd/klm	Position	C=0.00 G=180.00	CG	Asymmetrical
Round Luminaire		Diam.	1000 mm	Height	17 mm		
Round Luminous Area		Diam.	950 mm	Height	0 mm		
Horizontal Luminous Area			0.708822 m2	Emitting area on Plane 180°			0.000000 m2
Emitting area on Plane 0°			0.000000 m2	Emitting area on Plane 270°			0.000000 m2
Emitting area on Plane 90°			0.000000 m2	Glare area at 76°			0.171480 m2
Coordinate system		CG		Symmetry Type		Asymmetrical	
Date		11-11-2020		Maximum Gamma Angle		180	
Measurement Distance		0.00		Measurement Flux		4775 lm	

LED Flux=7899,6lm LED Power=60W Eff=60% EfcLed=132lm/W EfcLum=67lm/W CCT=6500K Ra=80 - L70(6K)=60000 h

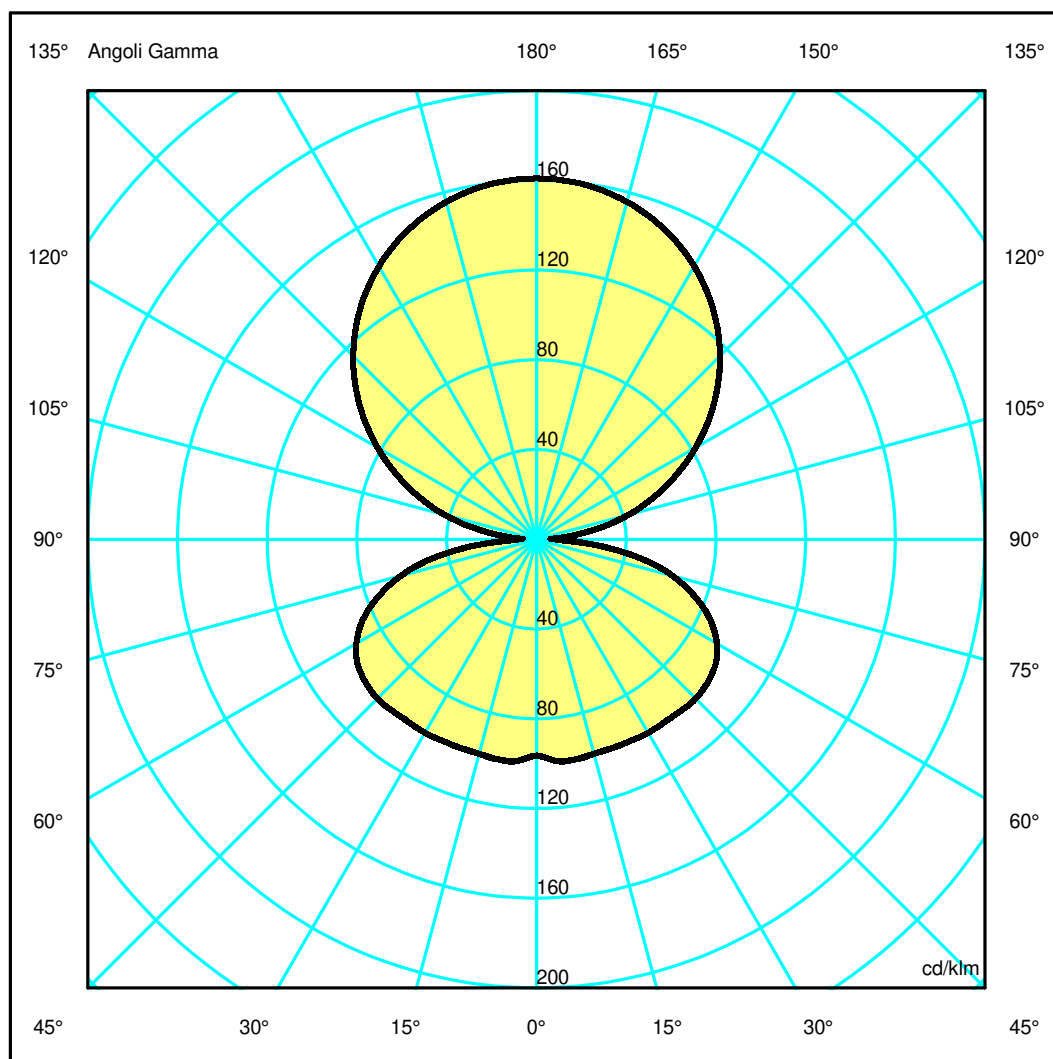
C.I.E. 32 64 89 49 100
F UTE 0.49 I + 0.51 T

D DIN 5040
B NBN

C22
BZ 6



ULOR 51.23 %
DLOR 48.77 %
RN 51.23 %



Luminaire

Code 1993260A_N
Name DISCOVERY VERTICAL 100 TW BZO - GOLD

Measurment.

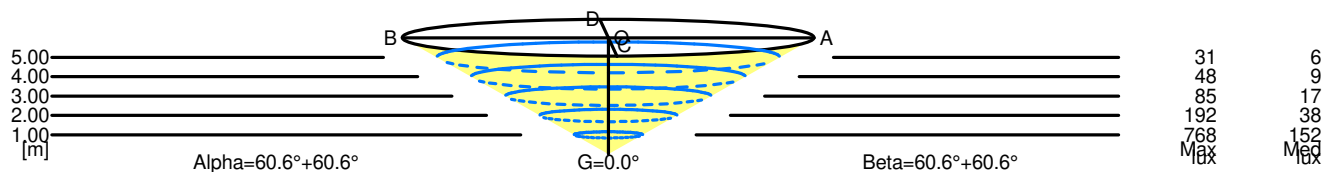
Code FTS2000409
Name DISCOVERY VERTICAL 100 TW BZO - GOLD

Luminaire Flux	4775 lm	Luminaire Power	71.0 W	Efficacy	67.254 lm/W	Efficiency	100.00%
Source Flux	4775 lm	Maximum value	160.92 cd/klm	Position	C=0.00 G=180.00	CG	Asymmetrical
Round Luminaire		Diam.	1000 mm	Height	17 mm		
Round Luminous Area		Diam.	950 mm	Height	0 mm		
Horizontal Luminous Area			0.708822 m2	Emitting area on Plane 180°			0.000000 m2
Emitting area on Plane 0°			0.000000 m2	Emitting area on Plane 270°			0.000000 m2
Emitting area on Plane 90°			0.000000 m2	Glare area at 76°			0.171480 m2
Coordinate system		CG		Symmetry Type		Asymmetrical	
Date		11-11-2020		Maximum Gamma Angle		180	
Measurement Distance		0.00		Measurement Flux		4775 lm	
LED Flux=7899,6lm LED Power=60W Eff=60% EfcLed=132lm/W EfcLum=67lm/W CCT=6500K Ra=80 - L70(6K)=60000 h							
C.I.E.	32 64 89 49 100			D DIN 5040	C22		
F UTE	0.49 I + 0.51 T			B NBN	BZ 6		

Width at 50.00 % of Max Intensity

H[m]	1.00	2.00	3.00	4.00	5.00	H[m]	1.00	2.00	3.00	4.00	5.00
OA	1.77	3.55	5.32	7.09	8.86	OC	1.77	3.55	5.32	7.09	8.86
OB	1.77	3.55	5.32	7.09	8.86	OD	1.77	3.55	5.32	7.09	8.86

	Luminous Intensities [cd/klm]									
	0	5	15	25	35	45	55	65	75	85
OA	768.37	765.62	743.71	700.69	636.53	552.24	448.88	330.35	202.47	62.10
OB	768.37	765.62	743.71	700.69	636.53	552.24	448.88	330.35	202.47	62.10
OC	768.37	765.62	743.71	700.69	636.53	552.24	448.88	330.35	202.47	62.10
OD	768.37	765.62	743.71	700.69	636.53	552.24	448.88	330.35	202.47	62.10



5.00	17.73	31	6	
4.00	14.18	48	9	
3.00	10.64	85	17	
2.00	7.09	192	38	
1.00	3.55	768	152	
H[m]	D[m]	Max lux	Med lux	Alpha=60.6°+60.6° G=0.0

5.00	17.73	31	6	
4.00	14.18	48	9	
3.00	10.64	85	17	
2.00	7.09	192	38	
1.00	3.55	768	152	
H[m]	D[m]	Max lux	Med lux	Beta=60.6°+60.6° G=0.0