

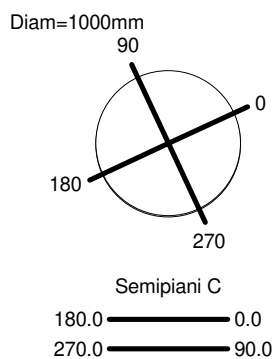
Luminaire

Code 1993060APP
Name DISCOVERY VERTICAL 100-APP.COMPATIB.BZO

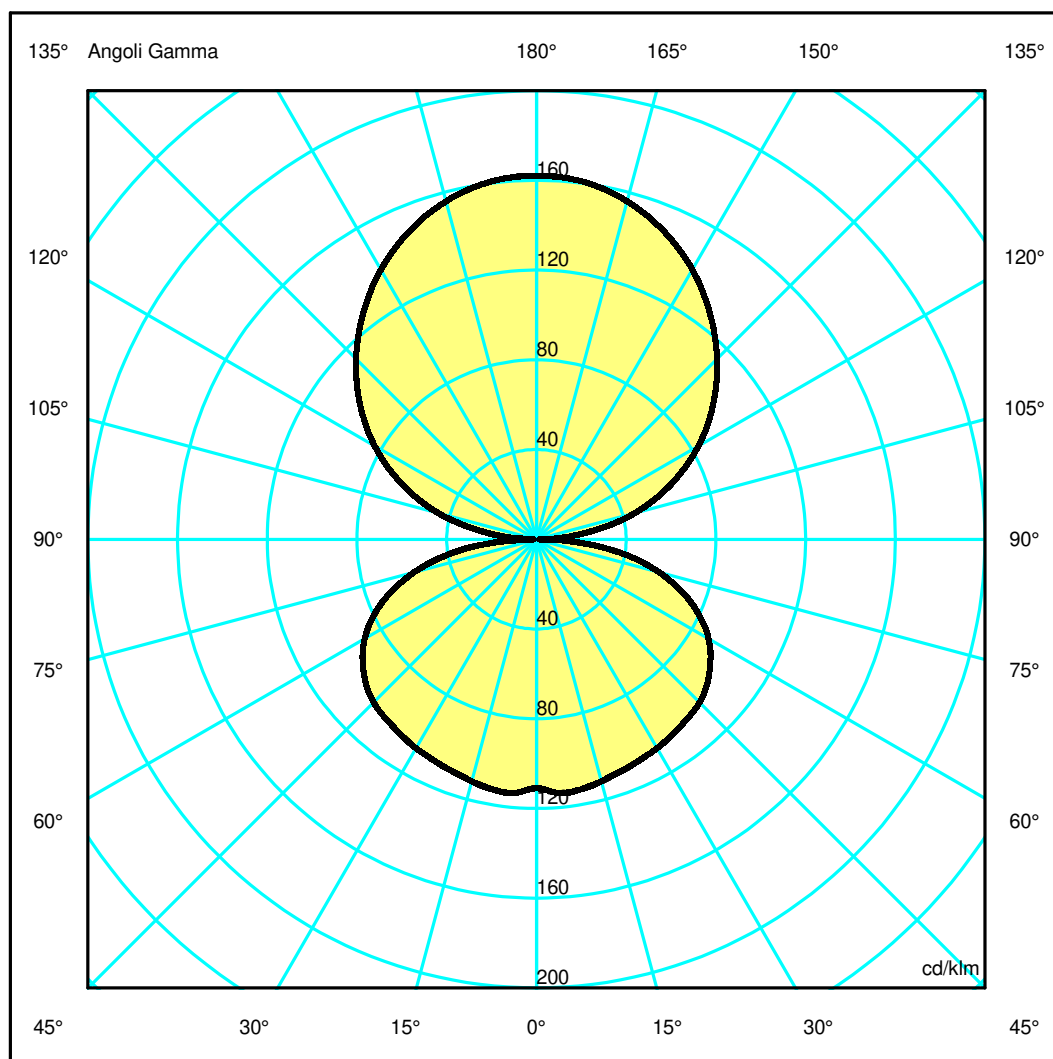
Measurem.

Code FTS1802406
Name DISCOVERY VERTICAL 100-APP.COMPATIB.BZO

Luminaire Flux	4859 lm	Luminaire Power	60.0 W	Efficacy	80.988 lm/W	Efficiency	100.00%
Source Flux	4859 lm	Maximum value	162.13 cd/klm	Position	C=0.00 G=180.00	CG	Asymmetrical
Round Luminaire		Diam.	1000 mm	Height	17 mm		
Round Luminous Area		Diam.	950 mm	Height	0 mm		
Horizontal Luminous Area			0.708822 m2	Emitting area on Plane 180°			0.000000 m2
Emitting area on Plane 0°			0.000000 m2	Emitting area on Plane 270°			0.000000 m2
Emitting area on Plane 90°			0.000000 m2	Glare area at 76°			0.171480 m2
Coordinate system		CG		Symmetry Type		Asymmetrical	
Date		03-12-2020		Maximum Gamma Angle		180	
Measurement Distance		0.00		Measurement Flux		4859 lm	
LED Flux=7777,38lm LED Power=56W Eff=62% EfcLed=139lm/W EfcLum=81lm/W CCT=3000K Ra=90 SDCM=3 L70(6K)=50000 h							
C.I.E.	35 67 91 48 100			D DIN 5040	C22		
F UTE	0.48 G + 0.52 T			B NBN	BZ 6		



ULOR 51.51 %
DLOR 48.49 %
RN 51.51 %



Luminaire

Code 1993060APP
Name DISCOVERY VERTICAL 100-APP.COMPATIB.BZO

Measur.

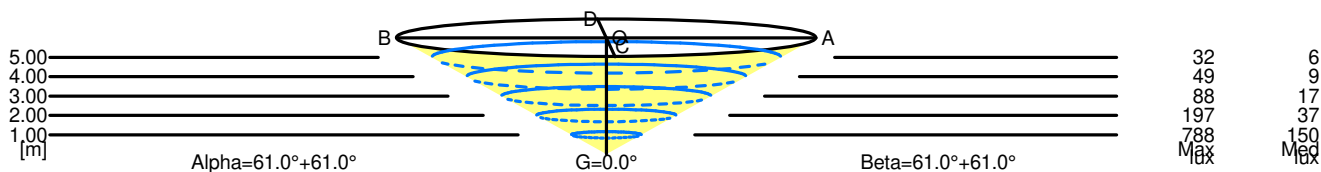
Code FTS1802406
Name DISCOVERY VERTICAL 100-APP.COMPATIB.BZO

Luminaire Flux	4859 lm	Luminaire Power	60.0 W	Efficacy	80.988 lm/W	Efficiency	100.00%
Source Flux	4859 lm	Maximum value	162.13 cd/klm	Position	C=0.00 G=180.00	CG	Asymmetrical
Round Luminaire		Diam.	1000 mm	Height	17 mm		
Round Luminous Area		Diam.	950 mm	Height	0 mm		
Horizontal Luminous Area			0.708822 m2	Emitting area on Plane 180°			0.000000 m2
Emitting area on Plane 0°			0.000000 m2	Emitting area on Plane 270°			0.000000 m2
Emitting area on Plane 90°			0.000000 m2	Glare area at 76°			0.171480 m2
Coordinate system		CG		Symmetry Type		Asymmetrical	
Date		03-12-2020		Maximum Gamma Angle		180	
Measurement Distance		0.00		Measurement Flux		4859 lm	
LED Flux=7777,38lm LED Power=56W Eff=62% EfcLed=139lm/W EfcLum=81lm/W CCT=3000K Ra=90 SDCM=3 L70(6K)=50000 h							
C.I.E.	35 67 91 48 100			D DIN 5040	C22		
F UTE	0.48 G + 0.52 T			B NBN	BZ 6		

Width at 50.00 % of Max Intensity

H[m]	1.00	2.00	3.00	4.00	5.00	H[m]	1.00	2.00	3.00	4.00	5.00
OA	1.80	3.61	5.41	7.22	9.02	OC	1.80	3.61	5.41	7.22	9.02
OB	1.80	3.61	5.41	7.22	9.02	OD	1.80	3.61	5.41	7.22	9.02

	Luminous Intensities [cd/klm]									
	0	5	15	25	35	45	55	65	75	85
OA	787.82	785.25	758.25	707.29	637.34	553.05	457.55	347.46	221.38	71.01
OB	787.82	785.25	758.25	707.29	637.34	553.05	457.55	347.46	221.38	71.01
OC	787.82	785.25	758.25	707.29	637.34	553.05	457.55	347.46	221.38	71.01
OD	787.82	785.25	758.25	707.29	637.34	553.05	457.55	347.46	221.38	71.01



5.00	18.05	32	6	
4.00	14.44	49	9	
3.00	10.83	88	17	
2.00	7.22	197	37	
1.00	3.61	788	150	
H[m]	D[m]	Max lux	Med lux	Alpha=61.0°+61.0°
				G=0.0

5.00	18.04	32	6	
4.00	14.43	49	9	
3.00	10.83	88	17	
2.00	7.22	197	37	
1.00	3.61	788	150	
H[m]	D[m]	Max lux	Med lux	Beta=61.0°+61.0°
				G=0.0