

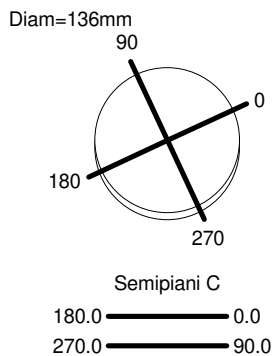
## Luminaire

Code M323645\_30°  
 Name EVERY 150 RD TR OR LED 2700 2X13°ME/NE\_30°

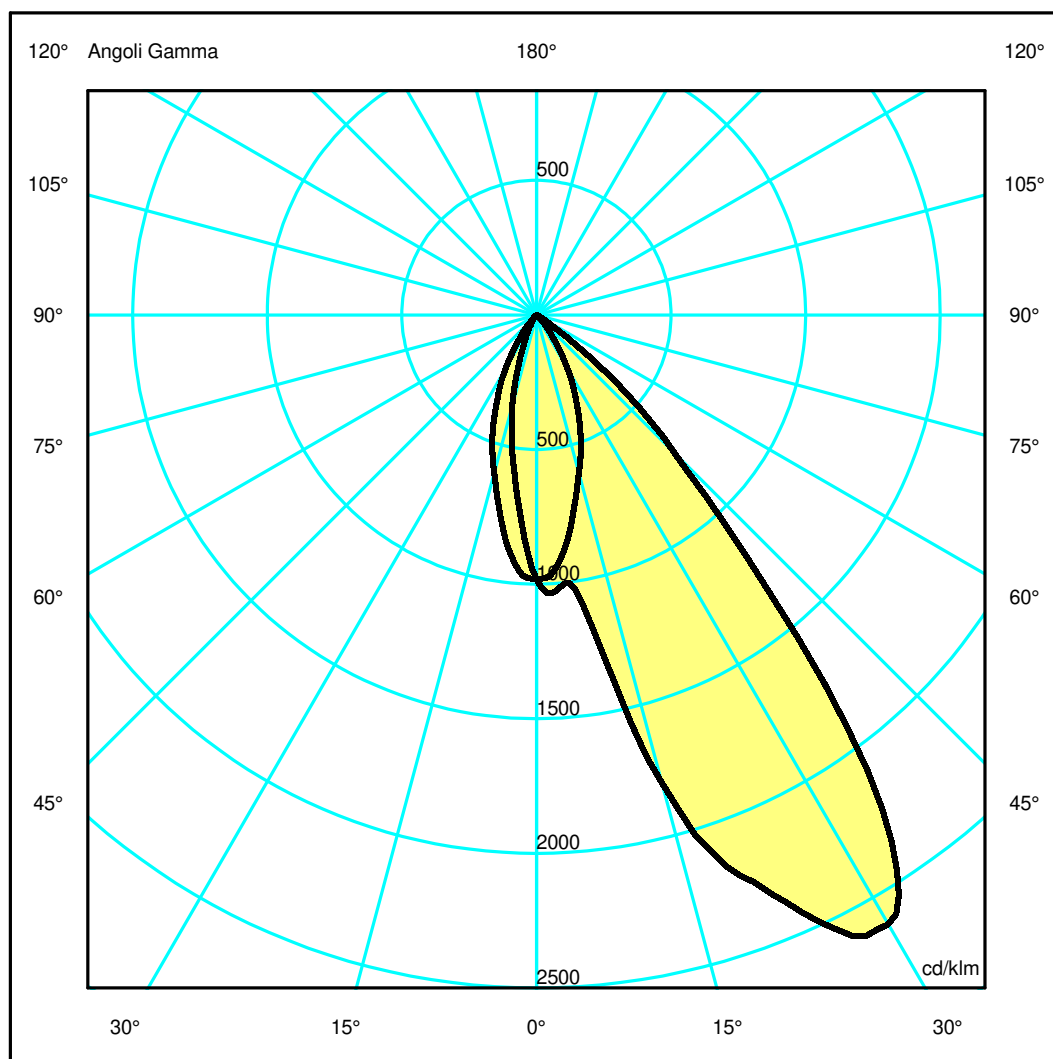
## Measurement

Code FTS2400293.  
 Name EVERY 150 RD TR OR LED 2700 2X13°ME/NE\_30°

Luminaire Flux	2291 lm	Luminaire Power	20.0 W	Efficacy	114.550 lm/W	Efficiency	100.00%
Source Flux	2291 lm	Maximum value	2612.90 cd/klm	Position	C=0.00 G=30.00	CG	Sym. on planes 0-180
Round Luminaire		Diam.	136 mm	Height	138 mm		
Round Luminous Area		Diam.	121 mm	Height	0 mm		
Horizontal Luminous Area			0.011499 m2	Emitting area on Plane 180°			0.000000 m2
Emitting area on Plane 0°			0.000000 m2	Emitting area on Plane 270°			0.000000 m2
Emitting area on Plane 90°			0.000000 m2	Glare area at 76°			0.002782 m2
Coordinate system		CG		Symmetry Type		Sym. on planes 0-180	
Date		06-06-2024		Maximum Gamma Angle		180	
Measurement Distance		0.00		Measurement Flux		2291 lm	
LED Flux=2979lm LED Power=20W Eff=77% EfcLed=149lm/W EfcLum=115lm/W CCT=2700K Ra=90 R9=50 SDCM=3 L70(9k)=50000h							
C.I.E.	88 100 100 100 100			D DIN 5040	A60		
F UTE	1.00 A			B NBN	BZ 1		



ULOR 0.02 %  
 DLOR 99.98 %  
 RN 0.02 %



## Luminaire

Code M323645\_30°  
Name EVERY 150 RD TR OR LED 2700 2X13°ME/NE\_30°

## Measurerm.

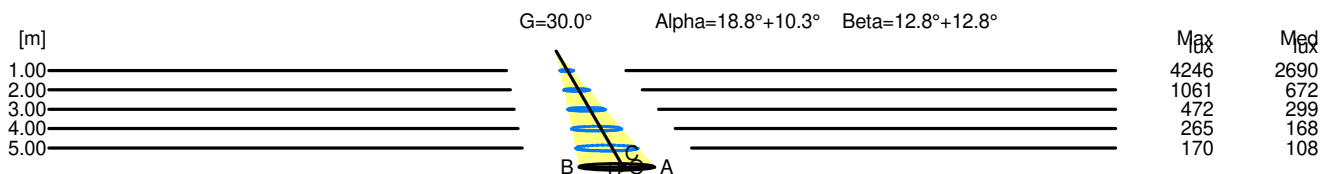
Code FTS2400293.  
Name EVERY 150 RD TR OR LED 2700 2X13°ME/NE\_30°

Luminaire Flux	2291 lm	Luminaire Power	20.0 W	Efficacy	114.550 lm/W	Efficiency	100.00%
Source Flux	2291 lm	Maximum value	2612.90 cd/klm	Position	C=0.00 G=30.00	CG	Sym. on planes 0-180
Round Luminaire		Diam.	136 mm	Height	138 mm		
Round Luminous Area		Diam.	121 mm	Height	0 mm		
Horizontal Luminous Area		0.011499 m2		Emitting area on Plane 180°		0.000000 m2	
Emitting area on Plane 0°		0.000000 m2		Emitting area on Plane 270°		0.000000 m2	
Emitting area on Plane 90°		0.000000 m2		Glare area at 76°		0.002782 m2	
Coordinate system		CG		Symmetry Type		Sym. on planes 0-180	
Date		06-06-2024		Maximum Gamma Angle		180	
Measurement Distance		0.00		Measurement Flux		2291 lm	
LED Flux=2979lm LED Power=20W Eff=77% EfcLed=149lm/W EfcLum=115lm/W CCT=2700K Ra=90 R9=50 SDCM=3 L70(9k)=50000h							
C.I.E.	88 100 100 100 100			D DIN 5040	A60		
F UTE	1.00 A			B NBN	BZ 1		

### Width at 50.00 % of Max Intensity

H[m]	1.00	2.00	3.00	4.00	5.00	H[m]	1.00	2.00	3.00	4.00	5.00
OA	0.27	0.54	0.81	1.08	1.35	OC	0.26	0.53	0.79	1.05	1.32
OB	0.38	0.76	1.14	1.51	1.89	OD	0.26	0.53	0.79	1.05	1.32

	Luminous Intensities [ cd/klm]									
	0	5	15	25	35	45	55	65	75	85
OA	2246.98	2324.52	4123.16	5697.98	5130.70	1657.33	206.86	24.35	2.22	0.69
OB	2246.98	1669.22	797.22	222.90	55.54	9.46	1.02	0.00	0.00	0.00
OC	2246.98	2121.82	1393.49	789.45	279.72	52.39	8.29	0.60	0.47	0.41
OD	2246.98	2121.82	1393.49	789.45	279.72	52.39	8.29	0.60	0.47	0.41



H[m]	D[m]	Max lux	Med lux	Alpha=18.8°+10.3°	G=30.0
1.00	0.65	4246	2690		
2.00	1.30	1061	672		
3.00	1.94	472	299		
4.00	2.59	265	168		
5.00	3.24	170	108		

H[m]	D[m]	Max lux	Med lux	Beta=12.8°+12.8°	G=0.0
1.00	0.53	4246	2690		
2.00	1.05	1061	672		
3.00	1.58	472	299		
4.00	2.10	265	168		
5.00	2.63	170	108		