

## Luminaire

Code M261245\_0°  
Name EVERY 150 TD TR OR LED 3000 2X13°ME/NE\_0°

## Measurement

Code FTS2400280.  
Name EVERY 150 TD TR OR LED 3000 2X13°ME/NE\_0°

Luminaire Flux	2418 lm	Luminaire Power	20.0 W	Efficacy	120.900 lm/W	Efficiency	100.00%
Source Flux	2418 lm	Maximum value	4498.91 cd/klm	Position	C=0.00 G=0.00	CG	Rotosymmetrical
Round Luminaire		Diam.	136 mm	Height	138 mm		
Round Luminous Area		Diam.	121 mm	Height	0 mm		
Horizontal Luminous Area		0.011499 m2		Emitting area on Plane 180°		0.000000 m2	
Emitting area on Plane 0°		0.000000 m2		Emitting area on Plane 270°		0.000000 m2	
Emitting area on Plane 90°		0.000000 m2		Glare area at 76°		0.002782 m2	
Coordinate system		CG		Symmetry Type		Rotosymmetrical	
Date		06-06-2024		Maximum Gamma Angle		180	
Measurement Distance		0.00		Measurement Flux		2418 lm	

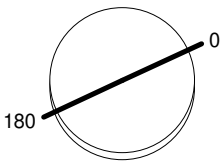
LED Flux=3145lm LED Power=20W Eff=77% EfcLed=157lm/W EfcLum=121lm/W CCT=3000K Ra=90 R9=50 SDCM=3 L70(9k)=50000h

C.I.E. 98 100 100 100 100  
F UTE --

D DIN 5040  
B NBN

A60  
BZ 1

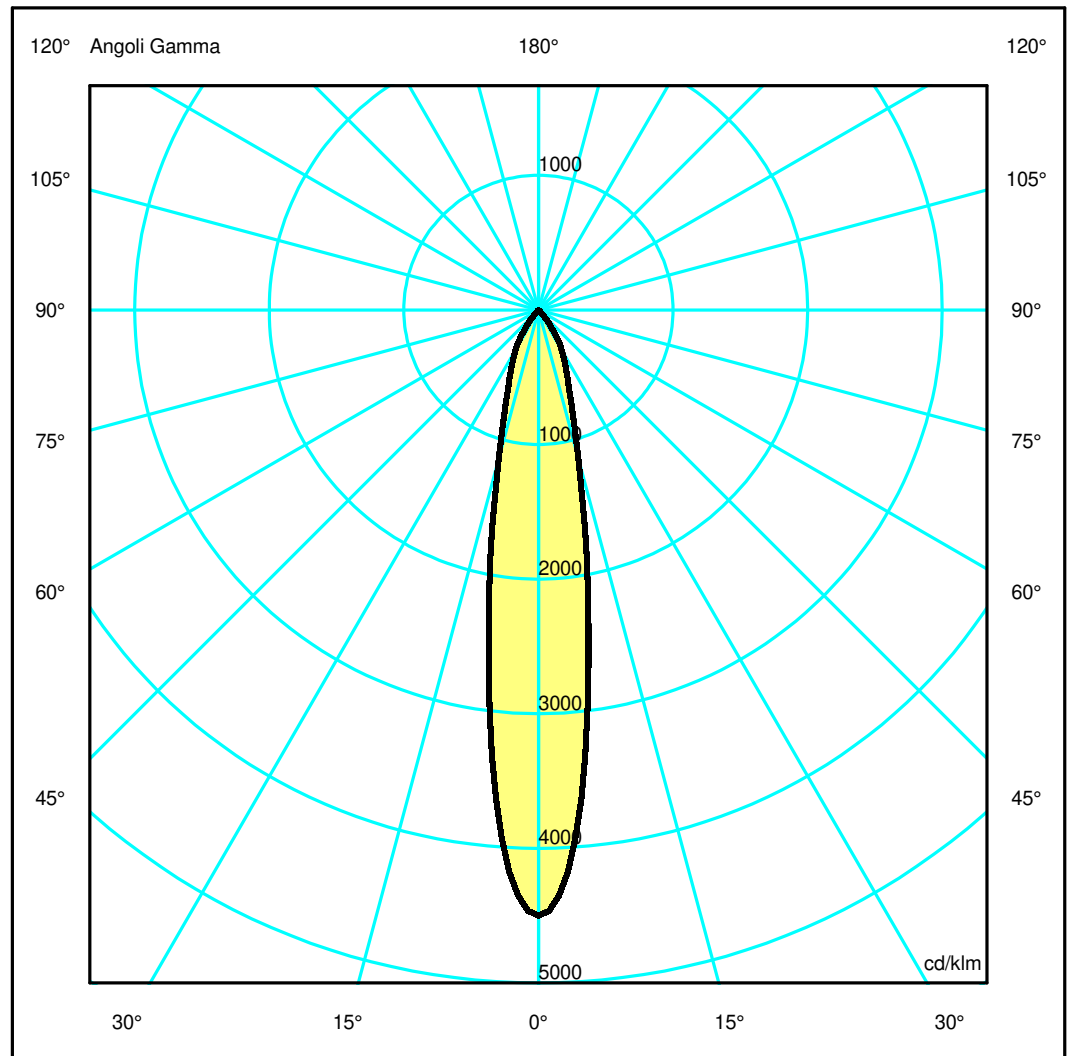
Diam=136mm



Semipiani C

180.0 ——— 0.0

ULOR 0.00 %  
DLOR 100.00 %  
RN 0.00 %



## Luminaire

Code M261245\_0°  
Name EVERY 150 TD TR OR LED 3000 2X13°ME/NE\_0°

## Measur.

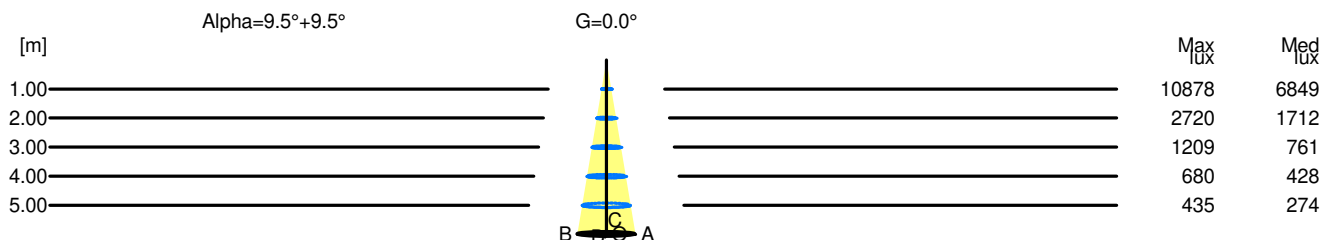
Code FTS2400280.  
Name EVERY 150 TD TR OR LED 3000 2X13°ME/NE\_0°

Luminaire Flux	2418 lm	Luminaire Power	20.0 W	Efficacy	120.900 lm/W	Efficiency	100.00%
Source Flux	2418 lm	Maximum value	4498.91 cd/klm	Position	C=0.00 G=0.00	CG	Rotosymmetrical
Round Luminaire		Diam.	136 mm	Height	138 mm		
Round Luminous Area		Diam.	121 mm	Height	0 mm		
Horizontal Luminous Area		0.011499 m2		Emitting area on Plane 180°		0.000000 m2	
Emitting area on Plane 0°		0.000000 m2		Emitting area on Plane 270°		0.000000 m2	
Emitting area on Plane 90°		0.000000 m2		Glare area at 76°		0.002782 m2	
Coordinate system		CG		Symmetry Type		Rotosymmetrical	
Date		06-06-2024		Maximum Gamma Angle		180	
Measurement Distance		0.00		Measurement Flux		2418 lm	
LED Flux=3145lm LED Power=20W Eff=77% EfcLed=157lm/W EfcLum=121lm/W CCT=3000K Ra=90 R9=50 SDCM=3 L70(9k)=50000h							
C.I.E.	98 100 100 100 100			D DIN 5040	A60		
F UTE	--			B NBN	BZ 1		

### Width at 50.00 % of Max Intensity

H[m]	1.00	2.00	3.00	4.00	5.00	H[m]	1.00	2.00	3.00	4.00	5.00
OA	0.17	0.33	0.50	0.67	0.83	OC	0.17	0.33	0.50	0.67	0.83
OB	0.17	0.33	0.50	0.67	0.83	OD	0.17	0.33	0.50	0.67	0.83

	Luminous Intensities [ cd/klm ]									
	0	5	15	25	35	45	55	65	75	85
OA	10878.37	8811.07	2746.63	1165.06	476.05	55.18	6.72	0.57	0.41	0.38
OB	10878.37	8811.07	2746.63	1165.06	476.05	55.18	6.72	0.57	0.41	0.38
OC	10878.37	8811.07	2746.63	1165.06	476.05	55.18	6.72	0.57	0.41	0.38
OD	10878.37	8811.07	2746.63	1165.06	476.05	55.18	6.72	0.57	0.41	0.38



H[m]	D[m]	Max lux	Med lux	Alpha=9.5°+9.5°	G=0.0
1.00	0.33	10878	6849		
2.00	0.67	2720	1712		
3.00	1.00	1209	761		
4.00	1.34	680	428		
5.00	1.67	435	274		