

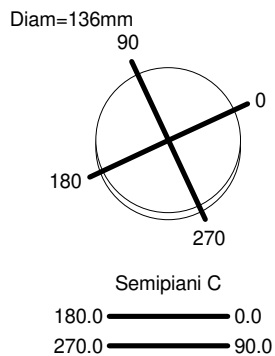
Luminaire

Code M260845_30°
Name EVERY 150 TD TR OR LED 3000 2X16°NE/NE_30°

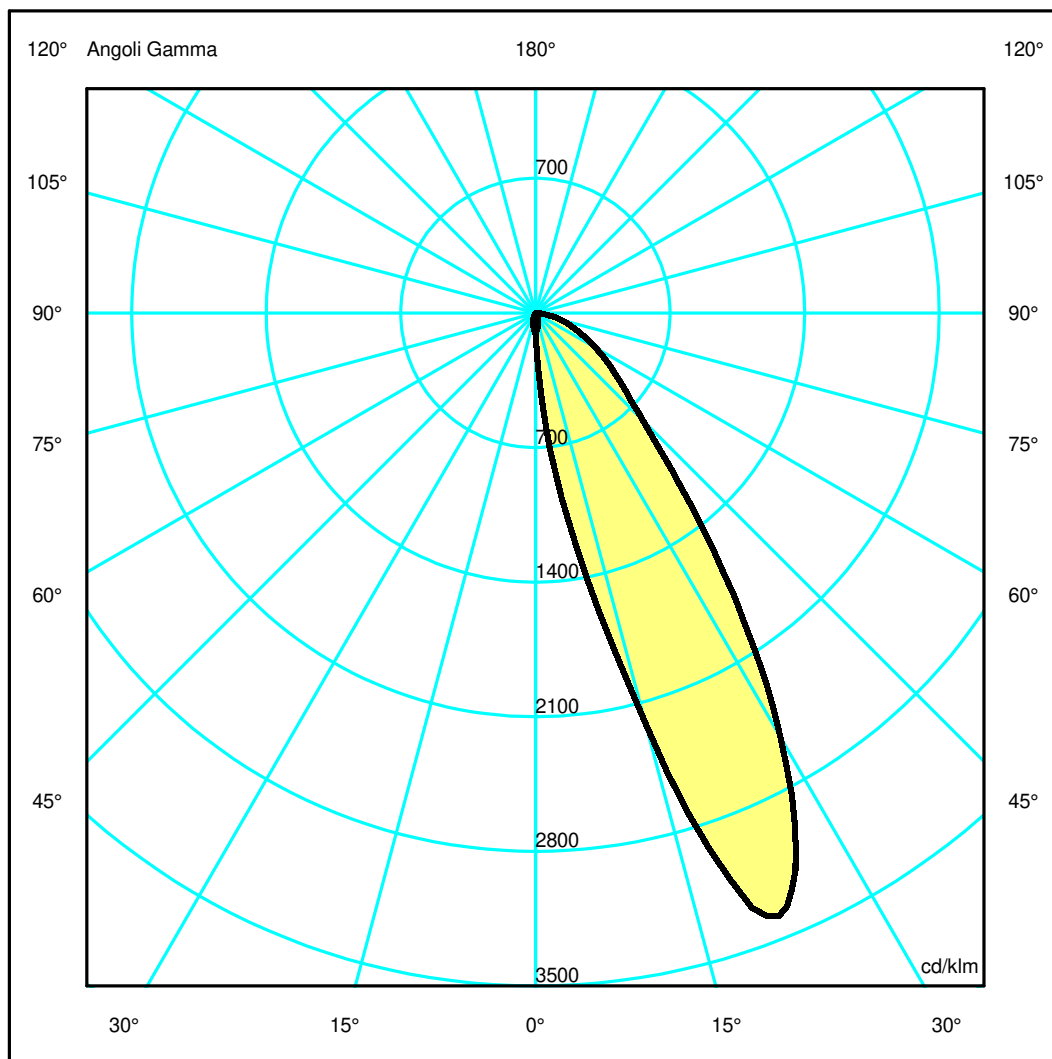
Measurement

Code FTS2400273.
Name EVERY 150 TD TR OR LED 3000 2X16°NE/NE_30°

Luminaire Flux	1847 lm	Luminaire Power	20.0 W	Efficacy	92.350 lm/W	Efficiency	100.00%
Source Flux	1847 lm	Maximum value	3379.98 cd/klm	Position	C=0.00 G=22.00	CG	Sym. on planes 0-180
Round Luminaire		Diam.	136 mm	Height	138 mm		
Round Luminous Area		Diam.	121 mm	Height	0 mm		
Horizontal Luminous Area			0.011499 m2	Emitting area on Plane 180°			0.000000 m2
Emitting area on Plane 0°			0.000000 m2	Emitting area on Plane 270°			0.000000 m2
Emitting area on Plane 90°			0.000000 m2	Glare area at 76°			0.002782 m2
Coordinate system		CG		Symmetry Type		Sym. on planes 0-180	
Date		06-06-2024		Maximum Gamma Angle		180	
Measurement Distance		0.00		Measurement Flux		1847 lm	
LED Flux=3145lm LED Power=20W Eff=59% EfcLed=157lm/W EfcLum=92lm/W CCT=3000K Ra=90 R9=50 SDCM=3 L70(9k)=50000h							
C.I.E.	71 92 99 100 100			D DIN 5040	A60		
F UTE	1.00 B			B NBN	BZ 2		



ULOR 0.25 %
DLOR 99.75 %
RN 0.25 %



Luminaire

Code M260845_30°
Name EVERY 150 TD TR OR LED 3000 2X16°NE/NE_30°

Measurerm.

Code FTS2400273.
Name EVERY 150 TD TR OR LED 3000 2X16°NE/NE_30°

Luminaire Flux	1847 lm	Luminaire Power	20.0 W	Efficacy	92.350 lm/W	Efficiency	100.00%
Source Flux	1847 lm	Maximum value	3379.98 cd/klm	Position	C=0.00 G=22.00	CG	Sym. on planes 0-180
Round Luminaire		Diam.	136 mm	Height	138 mm		
Round Luminous Area		Diam.	121 mm	Height	0 mm		
Horizontal Luminous Area		0.011499 m2		Emitting area on Plane 180°		0.000000 m2	
Emitting area on Plane 0°		0.000000 m2		Emitting area on Plane 270°		0.000000 m2	
Emitting area on Plane 90°		0.000000 m2		Glare area at 76°		0.002782 m2	
Coordinate system		CG		Symmetry Type		Sym. on planes 0-180	
Date		06-06-2024		Maximum Gamma Angle		180	
Measurement Distance		0.00		Measurement Flux		1847 lm	

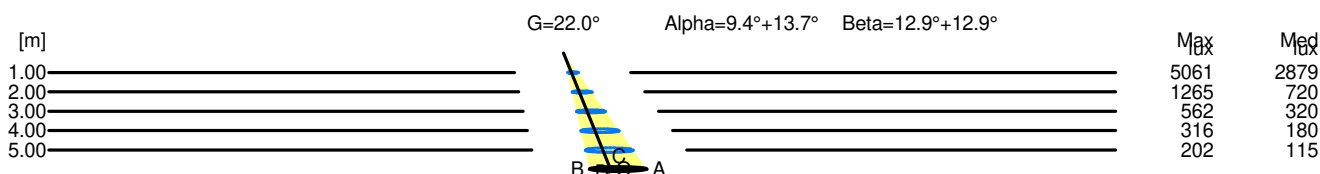
LED Flux=3145lm LED Power=20W Eff=59% EfcLed=157lm/W EfcLum=92lm/W CCT=3000K Ra=90 R9=50 SDCM=3 L70(9k)=50000h

C.I.E.	71 92 99 100 100	D DIN 5040	A60
F UTE	1.00 B	B NBN	BZ 2

Width at 50.00 % of Max Intensity

H[m]	1.00	2.00	3.00	4.00	5.00	H[m]	1.00	2.00	3.00	4.00	5.00
OA	0.32	0.63	0.95	1.26	1.58	OC	0.25	0.49	0.74	0.99	1.23
OB	0.18	0.36	0.54	0.72	0.90	OD	0.25	0.49	0.74	0.99	1.23

	Luminous Intensities [cd/klm]									
	0	5	15	25	35	45	55	65	75	85
OA	202.44	1028.09	4085.15	5904.95	3337.05	1457.27	858.84	498.63	257.10	57.92
OB	202.44	71.16	3.13	0.55	0.38	0.35	0.36	0.00	0.00	0.00
OC	202.44	162.26	92.25	38.11	13.05	1.85	0.85	0.59	0.46	0.37
OD	202.44	162.26	92.25	38.11	13.05	1.85	0.85	0.59	0.46	0.37



H[m]	D[m]	Max lux	Med lux	Alpha=9.4°+13.7°	G=22.0
1.00	0.50	5061	2879		
2.00	0.99	1265	720		
3.00	1.49	562	320		
4.00	1.99	316	180		
5.00	2.48	202	115		

H[m]	D[m]	Max lux	Med lux	Beta=12.9°+12.9°	G=0.0
1.00	0.49	5061	2879		
2.00	0.99	1265	720		
3.00	1.48	562	320		
4.00	1.97	316	180		
5.00	2.46	202	115		