

Luminaire

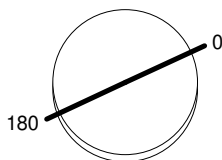
Code BM00204
Name HOY SPOT SEMINC ORIENT 4000K SP NRO

Measurerm.

Code FTS2000256
Name HOY SPOT SEMINC ORIENT 4000K SP NRO

Luminaire Flux	2361.79 lm	Luminaire Power	19.00 W	Efficacy	124.30 lm/W	Efficiency	100.00%
Sources Flux	2361.79 lm	Maximum value	7973.08 cd/klm	Position	C=0.00 G=0.00	CG	Rotosymmetrical
Round Luminaire		Diam.	90 mm	Height	110 mm		
Round Luminous Area		Diam.	74 mm	Height	0 mm		
Horizontal Luminous Area			0.004301 m2	Emitting area on Plane 180°			0.000000 m2
Emitting area on Plane 0°			0.000000 m2	Emitting area on Plane 270°			0.000000 m2
Emitting area on Plane 90°			0.000000 m2	Glare area at 76°			0.001040 m2
Coordinate system		CG		Symmetry Type			Rotosymmetrical
Date		20-04-2021		Maximum Gamma Angle			180
Measurement Distance		0.00		Measurement Flux			2361.79 lm
LED Flux=2592lm LED Power=19W Eff=91% EfcLed=135lm/W EfcLum=124lm/W CCT=4000 Ra=90 SDCM=2 L70(6K)=50000h							
C.I.E.	98 100 100 100 100			D DIN 5040	A60		
F UTE	--			B NBN	BZ 1		

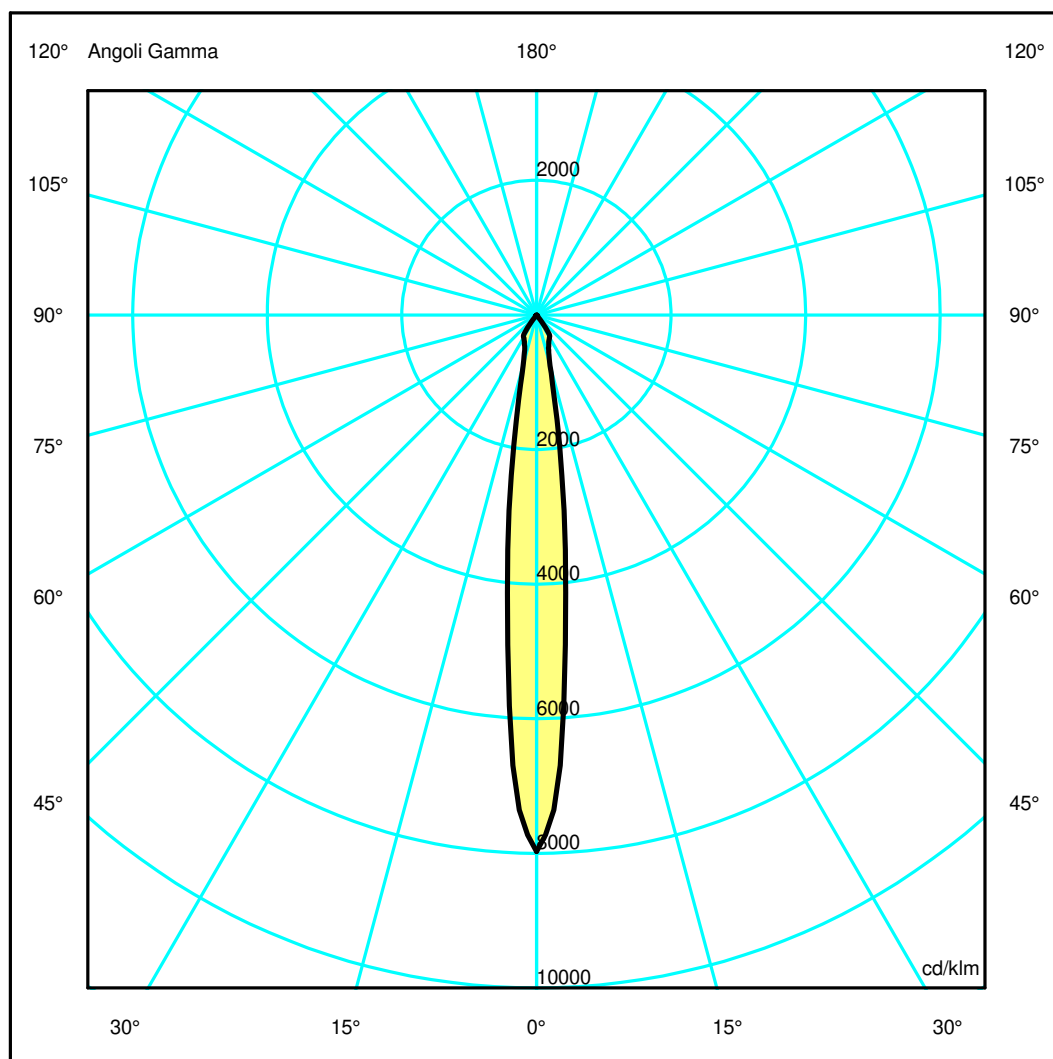
Diam=90mm



Semipiani C

180.0 ——— 0.0

ULOR 0.00 %
DLOR 100.00 %
RN 0.00 %



Luminaire

Code BM00204
Name HOY SPOT SEMINC ORIENT 4000K SP NRO

Measurerm.

Code FTS2000256
Name HOY SPOT SEMINC ORIENT 4000K SP NRO

Luminaire Flux	2361.79 lm	Luminaire Power	19.00 W	Efficacy	124.30 lm/W	Efficiency	100.00%
Sources Flux	2361.79 lm	Maximum value	7973.08 cd/klm	Position	C=0.00 G=0.00	CG	Rotosymmetrical
Round Luminaire		Diam.	90 mm	Height	110 mm		
Round Luminous Area		Diam.	74 mm	Height	0 mm		
Horizontal Luminous Area		0.004301 m2		Emitting area on Plane 180°		0.000000 m2	
Emitting area on Plane 0°		0.000000 m2		Emitting area on Plane 270°		0.000000 m2	
Emitting area on Plane 90°		0.000000 m2		Glare area at 76°		0.001040 m2	
Coordinate system		CG		Symmetry Type		Rotosymmetrical	
Date		20-04-2021		Maximum Gamma Angle		180	
Measurement Distance		0.00		Measurement Flux		2361.79 lm	

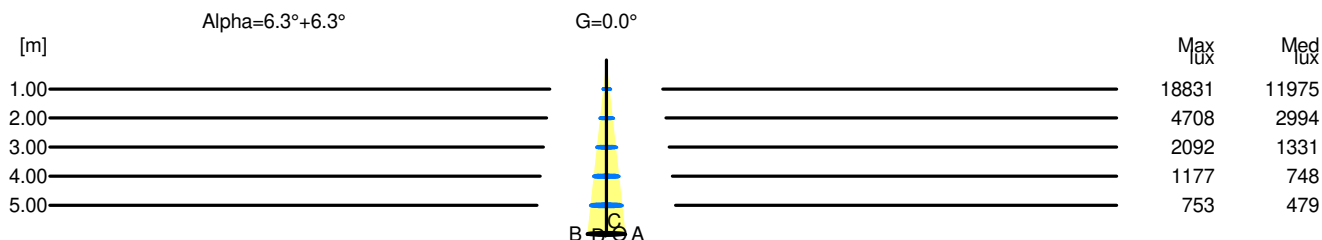
LED Flux=2592lm LED Power=19W Eff=91% EfcLed=135lm/W EfcLum=124lm/W CCT=4000 Ra=90 SDCM=2 L70(6K)=50000h

C.I.E.	98	100	100	100	100	D DIN 5040	A60
F UTE	--					B NBN	BZ 1

Width at 50.00 % of Max Intensity

H[m]	1.00	2.00	3.00	4.00	5.00	H[m]	1.00	2.00	3.00	4.00	5.00
OA	0.11	0.22	0.33	0.44	0.55	OC	0.11	0.22	0.33	0.44	0.55
OB	0.11	0.22	0.33	0.44	0.55	OD	0.11	0.22	0.33	0.44	0.55

	Luminous Intensities [cd/klm]									
	0	5	15	25	35	45	55	65	75	85
OA	18830.74	11611.18	1835.56	1019.38	652.89	43.56	20.40	3.64	0.81	0.11
OB	18830.74	11611.18	1835.56	1019.38	652.89	43.56	20.40	3.64	0.81	0.11
OC	18830.74	11611.18	1835.56	1019.38	652.89	43.56	20.40	3.64	0.81	0.11
OD	18830.74	11611.18	1835.56	1019.38	652.89	43.56	20.40	3.64	0.81	0.11



H[m]	D[m]	Max lux	Med lux	Alpha=6.3°+6.3°	G=0.0
1.00	0.22	18831	11975		
2.00	0.44	4708	2994		
3.00	0.66	2092	1331		
4.00	0.88	1177	748		
5.00	1.10	753	479		