

## Luminaire

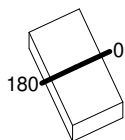
Code AF05605+AF95104  
 Name SHARP RECESSED TRIM 2X 6W 940 FLOOD SILVER EXT.DRV + SCREEN 2X BLACK

## Measurem.

Code FTS1603233  
 Name SHARP RECESSED TRIM 2X 6W 940 FLOOD SILVER EXT.DRV + SCREEN 2X BLACK

Luminaire Flux	423.33 lm	Luminaire Power	5.50 W	Efficacy	76.97 lm/W	Efficiency	100.00%
Lamps Flux	423.33 lm	Maximum value	5604.42 cd/klm	Position	C=0.00 G=0.00	CG	Rotosymmetrical
Rectangular Luminaire		Length	74 mm	Width	40 mm	Height	55 mm
Rectangular Luminous Area		Length	72 mm	Width	37 mm	Height	0 mm
Horizontal Luminous Area	0.002664 m2			Emitting area on Plane 180°	0.000000 m2		
Emitting area on Plane 0°	0.000000 m2			Emitting area on Plane 270°	0.000000 m2		
Emitting area on Plane 90°	0.000000 m2			Glare area at 76°	0.000644 m2		
Coordinate system	CG			Symmetry Type	Rotosymmetrical		
Date	21-02-2017			Maximum Gamma Angle	180		
Measurement Distance	0.00			Measurement Flux	423.33 lm		
LED Flux=567.99lm LED Power=5.5W Eff=75% EfcLed=103lm/W EfcLum=77lm/W CCT=4000K Ra=90 SDCM=2 L90(20K)=118000h							
C.I.E.	100 100 100 100 100			D DIN 5040	A60		
F UTE	--			B NBN	BZ 1		

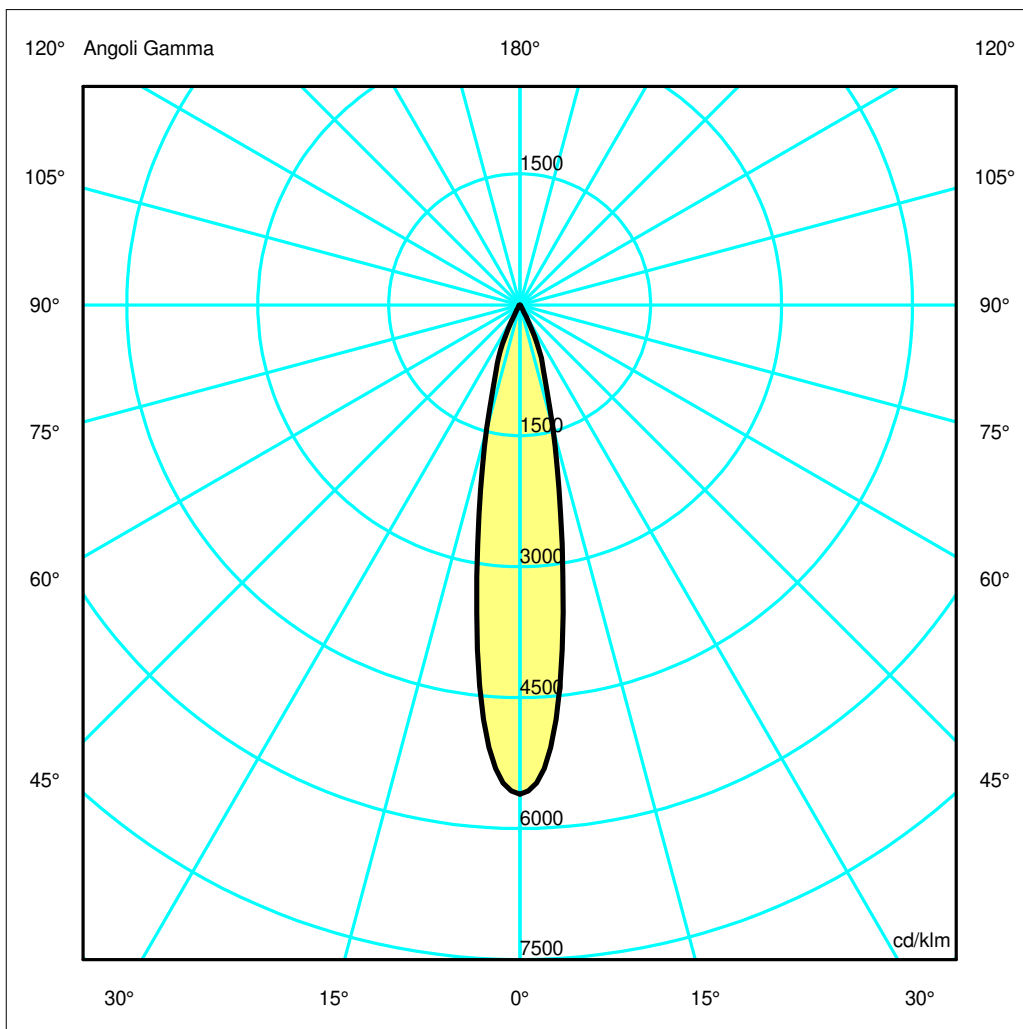
74mm x 40mm



Semipiani C

180.0 ——— 0.0

ULOR 0.00 %  
 DLOR 100.00 %  
 RN 0.00 %



## Luminaire

Code AF05605+AF95104  
 Name SHARP RECESSED TRIM 2X 6W 940 FLOOD SILVER EXT.DRV + SCREEN 2X BLACK

## Measurerm.

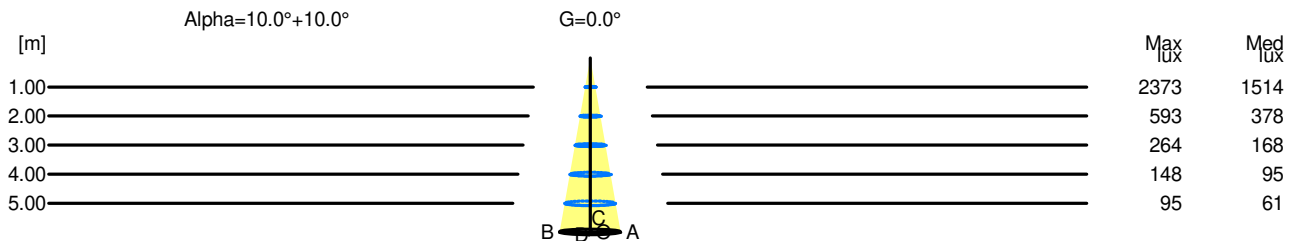
Code FTS1603233  
 Name SHARP RECESSED TRIM 2X 6W 940 FLOOD SILVER EXT.DRV + SCREEN 2X BLACK

Luminaire Flux	423.33 lm	Luminaire Power	5.50 W	Efficacy	76.97 lm/W	Efficiency	100.00%
Lamps Flux	423.33 lm	Maximum value	5604.42 cd/klm	Position	C=0.00 G=0.00	CG	Rotosymmetrical
Rectangular Luminaire		Length	74 mm	Width	40 mm	Height	55 mm
Rectangular Luminous Area		Length	72 mm	Width	37 mm	Height	0 mm
Horizontal Luminous Area		0.002664 m2		Emitting area on Plane 180°		0.000000 m2	
Emitting area on Plane 0°		0.000000 m2		Emitting area on Plane 270°		0.000000 m2	
Emitting area on Plane 90°		0.000000 m2		Glare area at 76°		0.000644 m2	
Coordinate system		CG		Symmetry Type		Rotosymmetrical	
Date		21-02-2017		Maximum Gamma Angle		180	
Measurement Distance		0.00		Measurement Flux		423.33 lm	
LED Flux=567.99lm LED Power=5.5W Eff=75% EfcLed=103lm/W EfcLum=77lm/W CCT=4000K Ra=90 SDCM=2 L90(20K)=118000h							
C.I.E.	100	100	100	100	100	D DIN 5040	A60
F UTE	--					B NBN	BZ 1

### Width at 50.00 % of Max Intensity

H[m]	1.00	2.00	3.00	4.00	5.00	H[m]	1.00	2.00	3.00	4.00	5.00
OA	0.18	0.35	0.53	0.70	0.88	OC	0.18	0.35	0.53	0.70	0.88
OB	0.18	0.35	0.53	0.70	0.88	OD	0.18	0.35	0.53	0.70	0.88

	Luminous Intensities [ cd/klm]									
	0	5	15	25	35	45	55	65	75	85
OA	2372.52	2017.44	619.42	165.69	9.81	2.08	0.26	0.00	0.00	0.00
OB	2372.52	2017.44	619.42	165.69	9.81	2.08	0.26	0.00	0.00	0.00
OC	2372.52	2017.44	619.42	165.69	9.81	2.08	0.26	0.00	0.00	0.00
OD	2372.52	2017.44	619.42	165.69	9.81	2.08	0.26	0.00	0.00	0.00



H[m]	D[m]	Max lux	Med lux	Alpha=10.0°+10.0°	G=0.0
1.00	0.35	2373	1514		
2.00	0.70	593	378		
3.00	1.05	264	168		
4.00	1.40	148	95		
5.00	1.75	95	61		