

Luminaire

Code AF14901+AF95201
 Name SHARP RECESSED TRIM 8X 24W 927 VERY WIDE FLOOD WHITE EXT.DRV + SCREEN 4X WHITE

Measurem.

Code FTS1901978-A
 Name SHARP RECESSED TRIM 8X 24W 927 VERY WIDE FLOOD WHITE EXT.DRV + SCREEN 4X WHITE

| | | | | | | | |
|----------------------------|---------|-----------------|----------------|-----------------------------|---------------|-----------------|-----------------|
| Luminaire Flux | 1556 lm | Luminaire Power | 22.0 W | Efficacy | 70.748 lm/W | Efficiency | 100.00% |
| Source Flux | 1556 lm | Maximum value | 1406.35 cd/klm | Position | C=0.00 G=1.00 | CG | Rotosymmetrical |
| Rectangular Luminaire | | Length | 298 mm | Width | 40 mm | Height | 55 mm |
| Rectangular Luminous Area | | Length | 296 mm | Width | 37 mm | Height | 0 mm |
| Horizontal Luminous Area | | 0.010952 m2 | | Emitting area on Plane 180° | | 0.000000 m2 | |
| Emitting area on Plane 0° | | 0.000000 m2 | | Emitting area on Plane 270° | | 0.000000 m2 | |
| Emitting area on Plane 90° | | 0.000000 m2 | | Glare area at 76° | | 0.002650 m2 | |
| Coordinate system | | CG | | Symmetry Type | | Rotosymmetrical | |
| Date | | 25-11-2021 | | Maximum Gamma Angle | | 180 | |
| Measurement Distance | | 0.00 | | Measurement Flux | | 1556 lm | |

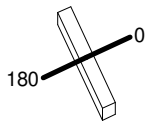
LED Flux=2121lm LED Power=22W Eff=73% EfcLed=96lm/W EfcLum=71lm/W CCT=2700K Ra=90 R9=50 SDCM=3 L70(6K)=272160h

C.I.E. 97 99 100 100 100
 F UTE --

D DIN 5040
 B NBN

A60
 BZ 1

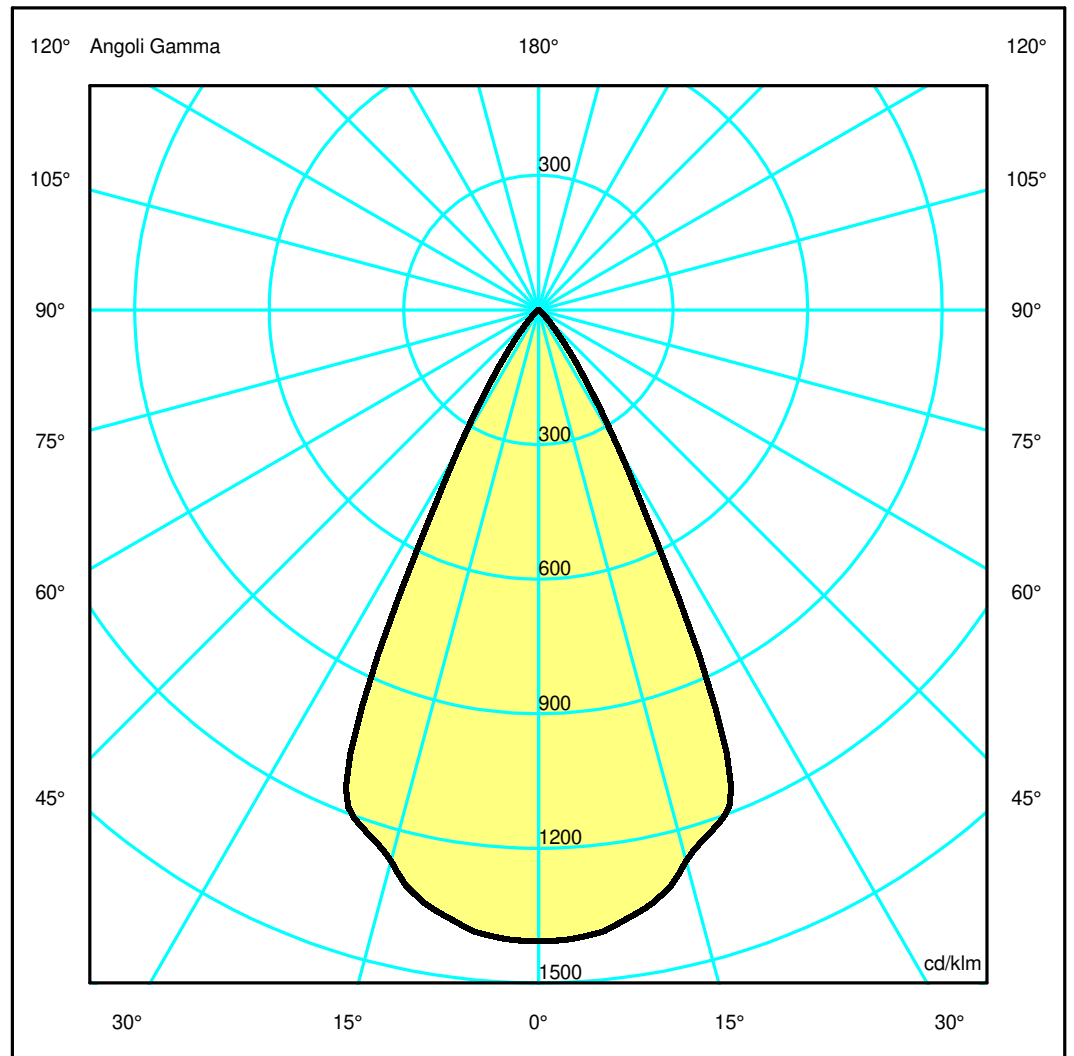
298mm x 40mm



Semipiani C

180.0 ——— 0.0

ULOR 0.00 %
 DLOR 100.00 %
 RN 0.00 %



Luminaire

Code AF14901+AF95201
 Name SHARP RECESSED TRIM 8X 24W 927 VERY WIDE FLOOD WHITE EXT.DRV + SCREEN 4X WHITE

Measurement

Code FTS1901978-A
 Name SHARP RECESSED TRIM 8X 24W 927 VERY WIDE FLOOD WHITE EXT.DRV + SCREEN 4X WHITE

| | | | | | | | |
|----------------------------|---------|-----------------|----------------|-----------------------------|---------------|-----------------|-----------------|
| Luminaire Flux | 1556 lm | Luminaire Power | 22.0 W | Efficacy | 70.748 lm/W | Efficiency | 100.00% |
| Source Flux | 1556 lm | Maximum value | 1406.35 cd/klm | Position | C=0.00 G=1.00 | CG | Rotosymmetrical |
| Rectangular Luminaire | | Length | 298 mm | Width | 40 mm | Height | 55 mm |
| Rectangular Luminous Area | | Length | 296 mm | Width | 37 mm | Height | 0 mm |
| Horizontal Luminous Area | | 0.010952 m2 | | Emitting area on Plane 180° | | 0.000000 m2 | |
| Emitting area on Plane 0° | | 0.000000 m2 | | Emitting area on Plane 270° | | 0.000000 m2 | |
| Emitting area on Plane 90° | | 0.000000 m2 | | Glare area at 76° | | 0.002650 m2 | |
| Coordinate system | | CG | | Symmetry Type | | Rotosymmetrical | |
| Date | | 25-11-2021 | | Maximum Gamma Angle | | 180 | |
| Measurement Distance | | 0.00 | | Measurement Flux | | 1556 lm | |

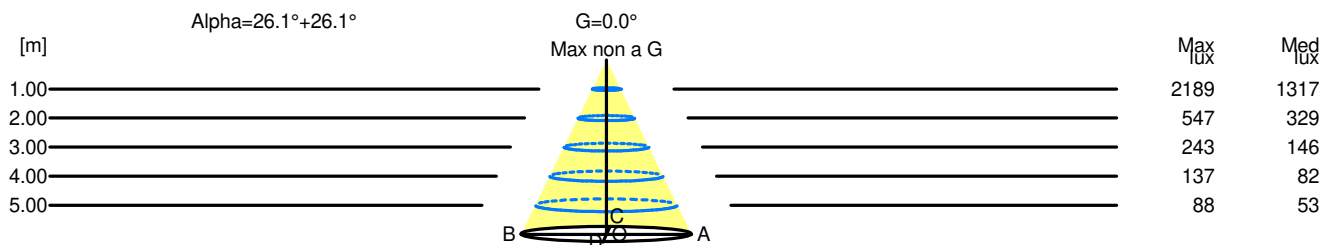
LED Flux=2121lm LED Power=22W Eff=73% EfcLed=96lm/W EfcLum=71lm/W CCT=2700K Ra=90 R9=50 SDCM=3 L70(6K)=272160h

| | | | |
|--------|-------------------|------------|------|
| C.I.E. | 97 99 100 100 100 | D DIN 5040 | A60 |
| F UTE | -- | B NBN | BZ 1 |

Width at 50.00 % of Max Intensity

| H[m] | 1.00 | 2.00 | 3.00 | 4.00 | 5.00 | H[m] | 1.00 | 2.00 | 3.00 | 4.00 | 5.00 |
|------|------|------|------|------|------|------|------|------|------|------|------|
| OA | 0.49 | 0.98 | 1.47 | 1.96 | 2.45 | OC | 0.49 | 0.98 | 1.47 | 1.96 | 2.45 |
| OB | 0.49 | 0.98 | 1.47 | 1.96 | 2.45 | OD | 0.49 | 0.98 | 1.47 | 1.96 | 2.45 |

| | Luminous Intensities [cd/klm] | | | | | | | | | |
|----|---------------------------------|---------|---------|---------|--------|-------|------|------|------|------|
| | 0 | 5 | 15 | 25 | 35 | 45 | 55 | 65 | 75 | 85 |
| OA | 2188.90 | 2173.28 | 1978.28 | 1316.94 | 241.33 | 41.95 | 9.83 | 6.28 | 4.12 | 1.54 |
| OB | 2188.90 | 2173.28 | 1978.28 | 1316.94 | 241.33 | 41.95 | 9.83 | 6.28 | 4.12 | 1.54 |
| OC | 2188.90 | 2173.28 | 1978.28 | 1316.94 | 241.33 | 41.95 | 9.83 | 6.28 | 4.12 | 1.54 |
| OD | 2188.90 | 2173.28 | 1978.28 | 1316.94 | 241.33 | 41.95 | 9.83 | 6.28 | 4.12 | 1.54 |



| H[m] | D[m] | Max lux | Med lux | Alpha=26.1°+26.1° | G=0.0 Max non a G |
|------|------|---------|---------|-------------------|-------------------|
| 1.00 | 0.98 | 2189 | 1317 | | |
| 2.00 | 1.96 | 547 | 329 | | |
| 3.00 | 2.94 | 243 | 146 | | |
| 4.00 | 3.91 | 137 | 82 | | |
| 5.00 | 4.89 | 88 | 53 | | |