

Luminaire

Code AF24705+AF95201
 Name SHARP RECESSED TRIM 16X 48W 927 FLOOD SILVER EXT.DRV + SCREEN 4X WHITE

Measurement

Code FTS1902026-A
 Name SHARP RECESSED TRIM 16X 48W 927 FLOOD SILVER EXT.DRV + SCREEN 4X WHITE

Luminaire Flux	3213 lm	Luminaire Power	44.0 W	Efficacy	73.013 lm/W	Efficiency	100.00%
Source Flux	3213 lm	Maximum value	5541.55 cd/klm	Position	C=0.00 G=0.00	CG	Rotosymmetrical
Rectangular Luminaire		Length	608 mm	Width	40 mm	Height	55 mm
Rectangular Luminous Area		Length	592 mm	Width	37 mm	Height	0 mm
Horizontal Luminous Area		0.021904 m2		Emitting area on Plane 180°		0.000000 m2	
Emitting area on Plane 0°		0.000000 m2		Emitting area on Plane 270°		0.000000 m2	
Emitting area on Plane 90°		0.000000 m2		Glare area at 76°		0.005299 m2	
Coordinate system		CG		Symmetry Type		Rotosymmetrical	
Date		25-11-2021		Maximum Gamma Angle		180	
Measurement Distance		0.00		Measurement Flux		3213 lm	

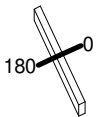
LED Flux=4242lm LED Power=44W Eff=76% EfcLed=96lm/W EfcLum=73lm/W CCT=2700K Ra=90 R9=50 SDCM=3 L70(6K)=272160h

C.I.E. 99 100 100 100 100
 F UTE --

D DIN 5040
 B NBN

A60
 BZ 1

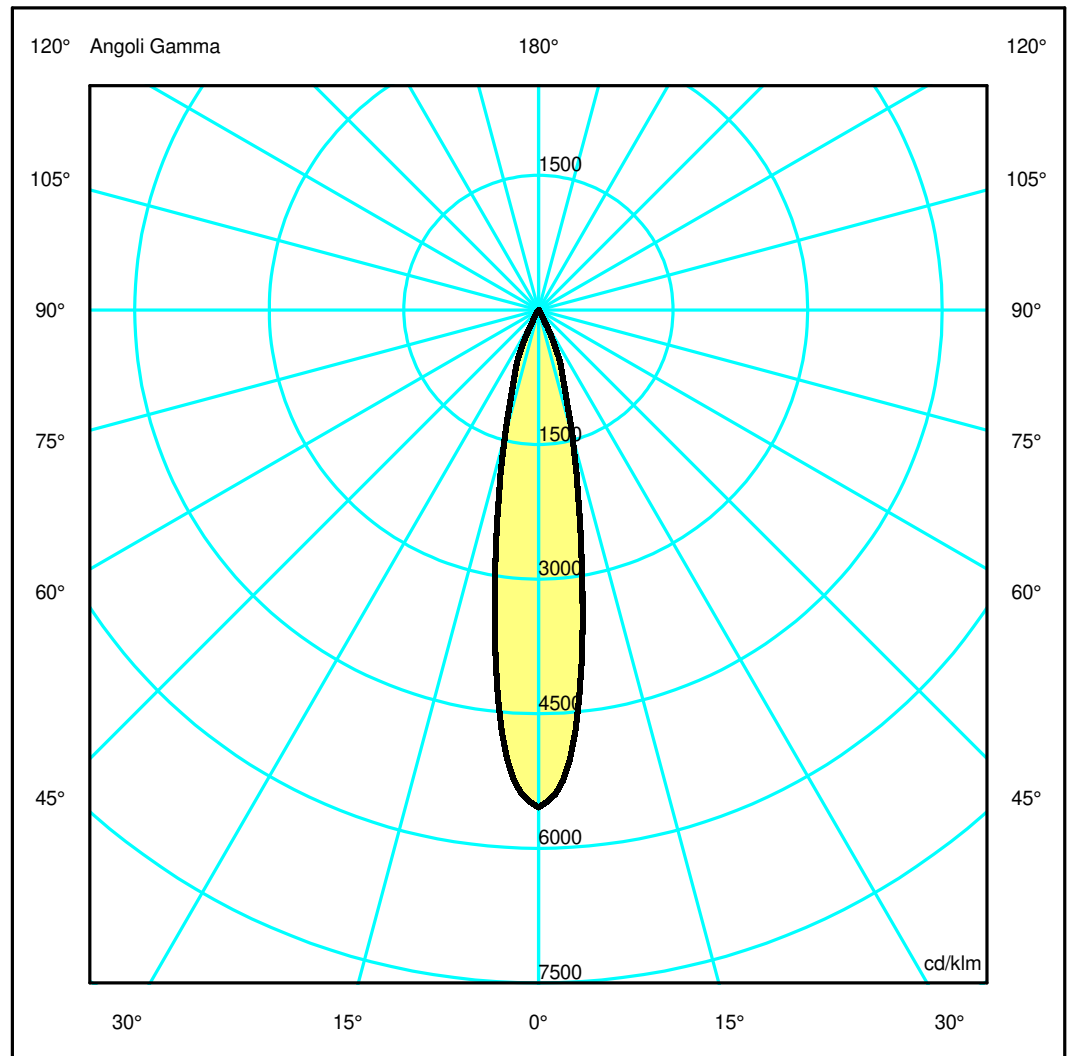
608mm x 40mm



Semipiani C

180.0 ——— 0.0

ULOR 0.00 %
 DLOR 100.00 %
 RN 0.00 %



Luminaire

Code AF24705+AF95201
 Name SHARP RECESSED TRIM 16X 48W 927 FLOOD SILVER EXT.DRV + SCREEN 4X WHITE

Measurement

Code FTS1902026-A
 Name SHARP RECESSED TRIM 16X 48W 927 FLOOD SILVER EXT.DRV + SCREEN 4X WHITE

Luminaire Flux	3213 lm	Luminaire Power	44.0 W	Efficacy	73.013 lm/W	Efficiency	100.00%
Source Flux	3213 lm	Maximum value	5541.55 cd/klm	Position	C=0.00 G=0.00	CG	Rotosymmetrical
Rectangular Luminaire		Length	608 mm	Width	40 mm	Height	55 mm
Rectangular Luminous Area		Length	592 mm	Width	37 mm	Height	0 mm
Horizontal Luminous Area		0.021904 m2		Emitting area on Plane 180°		0.000000 m2	
Emitting area on Plane 0°		0.000000 m2		Emitting area on Plane 270°		0.000000 m2	
Emitting area on Plane 90°		0.000000 m2		Glare area at 76°		0.005299 m2	
Coordinate system		CG		Symmetry Type		Rotosymmetrical	
Date		25-11-2021		Maximum Gamma Angle		180	
Measurement Distance		0.00		Measurement Flux		3213 lm	

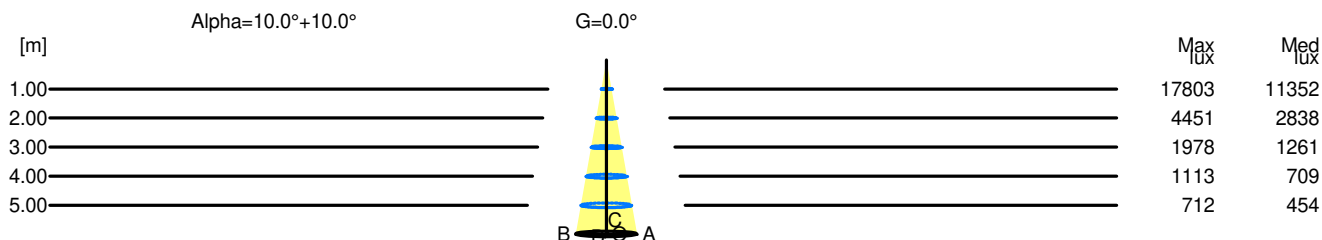
LED Flux=4242lm LED Power=44W Eff=76% EfcLed=96lm/W EfcLum=73lm/W CCT=2700K Ra=90 R9=50 SDCM=3 L70(6K)=272160h

C.I.E.	99	100	100	100	100	D DIN 5040	A60
F UTE	--					B NBN	BZ 1

Width at 50.00 % of Max Intensity

H[m]	1.00	2.00	3.00	4.00	5.00	H[m]	1.00	2.00	3.00	4.00	5.00
OA	0.18	0.35	0.53	0.70	0.88	OC	0.18	0.35	0.53	0.70	0.88
OB	0.18	0.35	0.53	0.70	0.88	OD	0.18	0.35	0.53	0.70	0.88

	Luminous Intensities [cd/klm]									
	0	5	15	25	35	45	55	65	75	85
OA	17802.74	15150.20	4674.01	1277.96	80.19	22.62	7.87	5.04	3.57	1.68
OB	17802.74	15150.20	4674.01	1277.96	80.19	22.62	7.87	5.04	3.57	1.68
OC	17802.74	15150.20	4674.01	1277.96	80.19	22.62	7.87	5.04	3.57	1.68
OD	17802.74	15150.20	4674.01	1277.96	80.19	22.62	7.87	5.04	3.57	1.68



H[m]	D[m]	Max lux	Med lux	Alpha=10.0°+10.0°	G=0.0
1.00	0.35	17803	11352		
2.00	0.70	4451	2838		
3.00	1.05	1978	1261		
4.00	1.41	1113	709		
5.00	1.76	712	454		