

Luminaire

Code AF00204+AF95001
 Name SHARP RECESSED TRIM 1X 3W 927 VERY WIDE FLOOD BLACK EXT.DRV + SCREEN 1X WHITE

Measuram.

Code FTS1901917
 Name SHARP RECESSED TRIM 1X 3W 927 VERY WIDE FLOOD BLACK EXT.DRV + SCREEN 1X WHITE

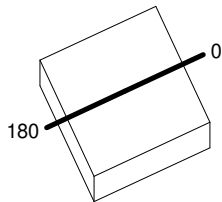
Luminaire Flux	182.78 lm	Luminaire Power	3.00 W	Efficacy	60.93 lm/W	Efficiency	100.00%
Lamps Flux	182.78 lm	Maximum value	1406.35 cd/klm	Position	C=0.00 G=1.00	CG	Rotosymmetrical
Rectangular Luminaire		Length	40 mm	Width	40 mm	Height	55 mm
Rectangular Luminous Area		Length	37 mm	Width	37 mm	Height	0 mm
Horizontal Luminous Area		0.001369 m2		Emitting area on Plane 180°		0.000000 m2	
Emitting area on Plane 0°		0.000000 m2		Emitting area on Plane 270°		0.000000 m2	
Emitting area on Plane 90°		0.000000 m2		Glare area at 76°		0.000331 m2	
Coordinate system		CG		Symmetry Type		Rotosymmetrical	
Date		17-07-2017		Maximum Gamma Angle		180	
Measurement Distance		0.00		Measurement Flux		182.78 lm	

LED Flux=249,05lm LED Power=3W Eff=73% EfcLed=83lm/W EfcLum=61lm/W CCT=2700K Ra=90 SDCM=2 L90(20K)=118000h

C.I.E. 97 99 100 100 100
 F UTE --

D DIN 5040
 B NBN
 A60
 BZ 1

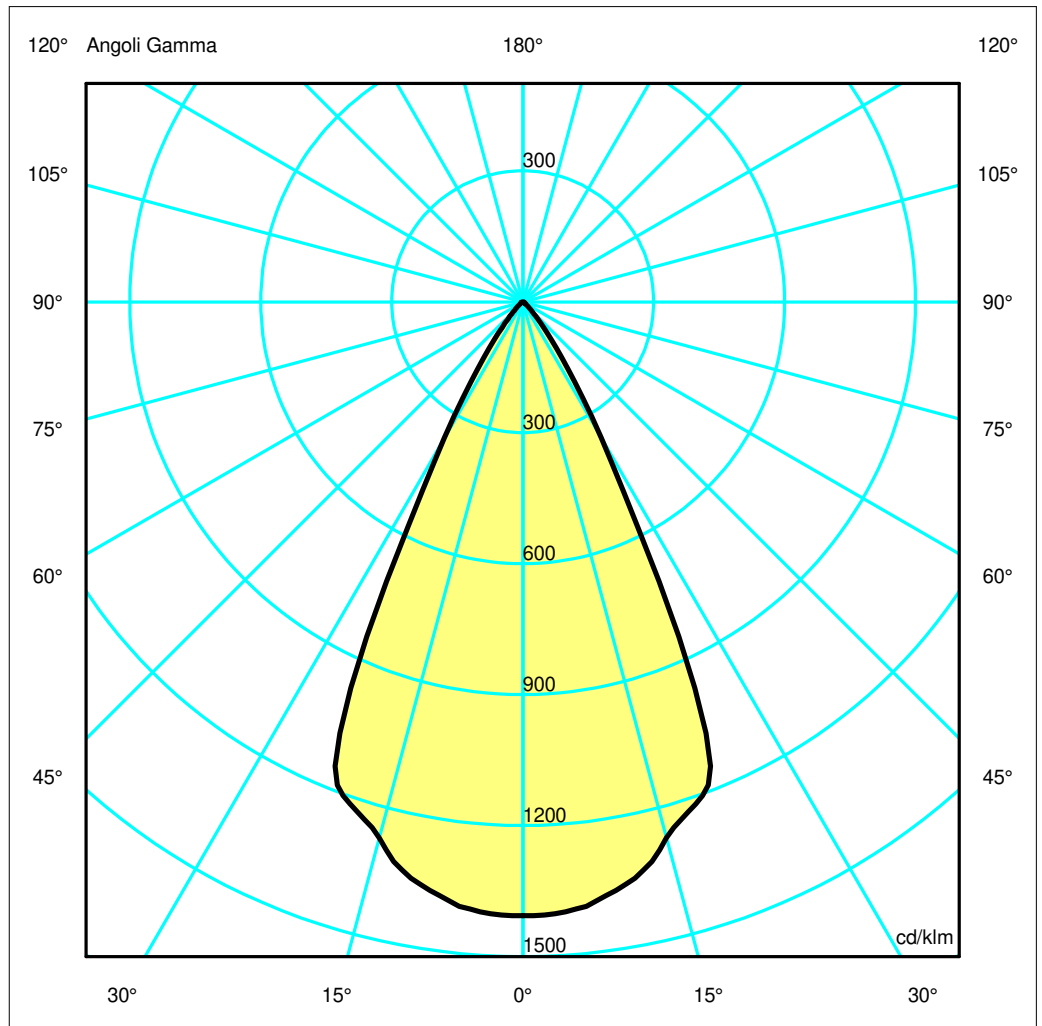
40mm x 40mm



Semipiani C

180.0 ——— 0.0

ULOR 0.00 %
 DLOR100.00 %
 RN 0.00 %



Luminaire

Code AF00204+AF95001
 Name SHARP RECESSED TRIM 1X 3W 927 VERY WIDE FLOOD BLACK EXT.DRV + SCREEN 1X WHITE

Measur.

Code FTS1901917
 Name SHARP RECESSED TRIM 1X 3W 927 VERY WIDE FLOOD BLACK EXT.DRV + SCREEN 1X WHITE

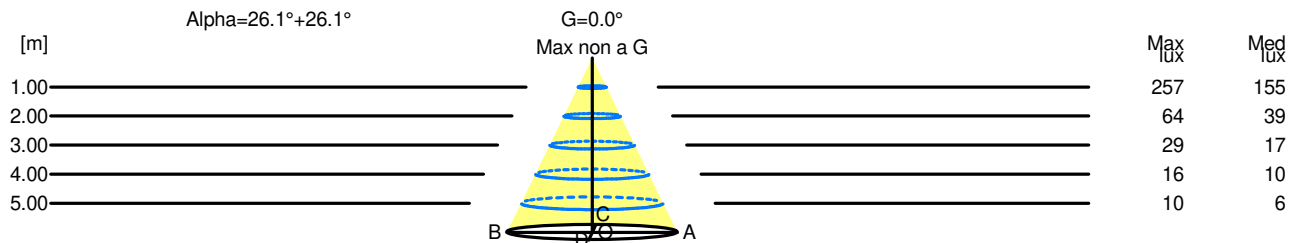
Luminaire Flux	182.78 lm	Luminaire Power	3.00 W	Efficacy	60.93 lm/W	Efficiency	100.00%
Lamps Flux	182.78 lm	Maximum value	1406.35 cd/klm	Position	C=0.00 G=1.00	CG	Rotosymmetrical
Rectangular Luminaire		Length	40 mm	Width	40 mm	Height	55 mm
Rectangular Luminous Area		Length	37 mm	Width	37 mm	Height	0 mm
Horizontal Luminous Area		0.001369 m2		Emitting area on Plane 180°		0.000000 m2	
Emitting area on Plane 0°		0.000000 m2		Emitting area on Plane 270°		0.000000 m2	
Emitting area on Plane 90°		0.000000 m2		Glare area at 76°		0.000331 m2	
Coordinate system		CG		Symmetry Type		Rotosymmetrical	
Date		17-07-2017		Maximum Gamma Angle		180	
Measurement Distance		0.00		Measurement Flux		182.78 lm	
LED Flux=249,05lm LED Power=3W Eff=73% EfcLed=83lm/W EfcLum=61lm/W CCT=2700K Ra=90 SDCM=2 L90(20K)=118000h							
C.I.E.	97 99 100 100 100			D DIN 5040	A60		
F UTE	--			B NBN	BZ 1		

Width at 50.00 % of Max Intensity

H[m]	1.00	2.00	3.00	4.00	5.00	H[m]	1.00	2.00	3.00	4.00	5.00
OA	0.49	0.98	1.47	1.96	2.45	OC	0.49	0.98	1.47	1.96	2.45
OB	0.49	0.98	1.47	1.96	2.45	OD	0.49	0.98	1.47	1.96	2.45

Luminous Intensities [cd/klm]

	0	5	15	25	35	45	55	65	75	85
OA	257.05	255.22	232.32	154.65	28.34	4.93	1.15	0.74	0.48	0.18
OB	257.05	255.22	232.32	154.65	28.34	4.93	1.15	0.74	0.48	0.18
OC	257.05	255.22	232.32	154.65	28.34	4.93	1.15	0.74	0.48	0.18
OD	257.05	255.22	232.32	154.65	28.34	4.93	1.15	0.74	0.48	0.18



H[m]	D[m]	Max lux	Med lux	Alpha=26.1°+26.1°	G=0.0 Max non a G
1.00	0.98	257	155		
2.00	1.96	64	39		
3.00	2.94	29	17		
4.00	3.91	16	10		
5.00	4.89	10	6		