

## Luminaire

Code AF14704+AF95204  
 Name SHARP RECESSED TRIM 8X 24W 927 FLOOD BLACK EXT.DRV + SCREEN 4X BLACK

## Measurem.

Code FTS1901967-A  
 Name SHARP RECESSED TRIM 8X 24W 927 FLOOD BLACK EXT.DRV + SCREEN 4X BLACK

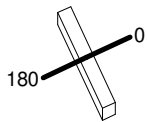
Luminaire Flux	1581 lm	Luminaire Power	22.0 W	Efficacy	71.847 lm/W	Efficiency	100.00%
Source Flux	1581 lm	Maximum value	5604.42 cd/klm	Position	C=0.00 G=0.00	CG	Rotosymmetrical
Rectangular Luminaire		Length	298 mm	Width	40 mm	Height	55 mm
Rectangular Luminous Area		Length	296 mm	Width	37 mm	Height	0 mm
Horizontal Luminous Area		0.010952 m2		Emitting area on Plane 180°		0.000000 m2	
Emitting area on Plane 0°		0.000000 m2		Emitting area on Plane 270°		0.000000 m2	
Emitting area on Plane 90°		0.000000 m2		Glare area at 76°		0.002650 m2	
Coordinate system		CG		Symmetry Type		Rotosymmetrical	
Date		25-11-2021		Maximum Gamma Angle		180	
Measurement Distance		0.00		Measurement Flux		1581 lm	

LED Flux=2121lm LED Power=22W Eff=75% EfcLed=96lm/W EfcLum=72lm/W CCT=2700K Ra=90 R9=50 SDCM=3 L70(6K)=272160h

C.I.E. 100 100 100 100 100  
 F UTE --

D DIN 5040  
 B NBN  
 A60  
 BZ 1

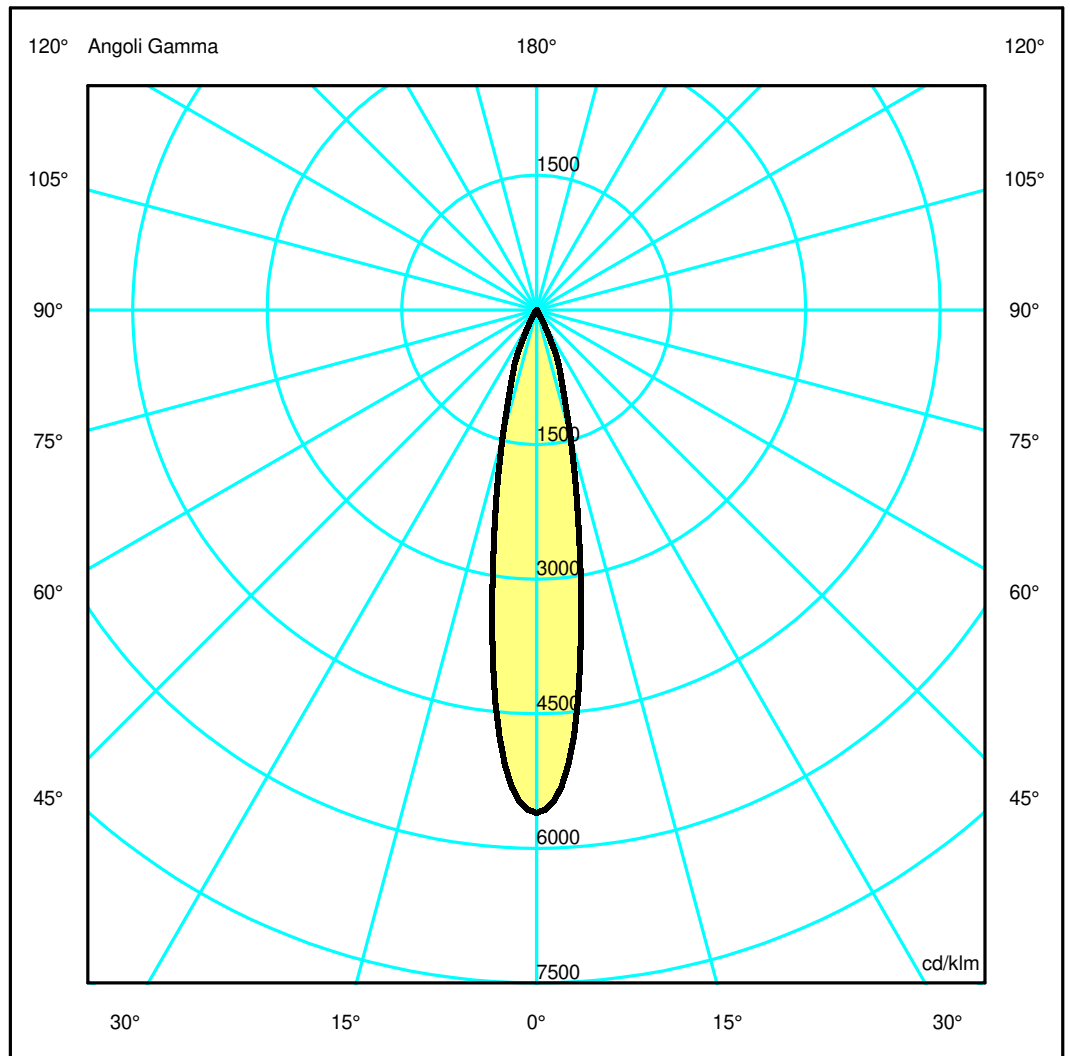
298mm x 40mm



Semipiani C

180.0 ——— 0.0

ULOR 0.00 %  
 DLOR100.00 %  
 RN 0.00 %



## Luminaire

Code AF14704+AF95204  
 Name SHARP RECESSED TRIM 8X 24W 927 FLOOD BLACK EXT.DRV + SCREEN 4X BLACK

## Measurem.

Code FTS1901967-A  
 Name SHARP RECESSED TRIM 8X 24W 927 FLOOD BLACK EXT.DRV + SCREEN 4X BLACK

Luminaire Flux	1581 lm	Luminaire Power	22.0 W	Efficacy	71.847 lm/W	Efficiency	100.00%
Source Flux	1581 lm	Maximum value	5604.42 cd/klm	Position	C=0.00 G=0.00	CG	Rotosymmetrical
Rectangular Luminaire		Length	298 mm	Width	40 mm	Height	55 mm
Rectangular Luminous Area		Length	296 mm	Width	37 mm	Height	0 mm
Horizontal Luminous Area		0.010952 m2		Emitting area on Plane 180°		0.000000 m2	
Emitting area on Plane 0°		0.000000 m2		Emitting area on Plane 270°		0.000000 m2	
Emitting area on Plane 90°		0.000000 m2		Glare area at 76°		0.002650 m2	
Coordinate system		CG		Symmetry Type		Rotosymmetrical	
Date		25-11-2021		Maximum Gamma Angle		180	
Measurement Distance		0.00		Measurement Flux		1581 lm	

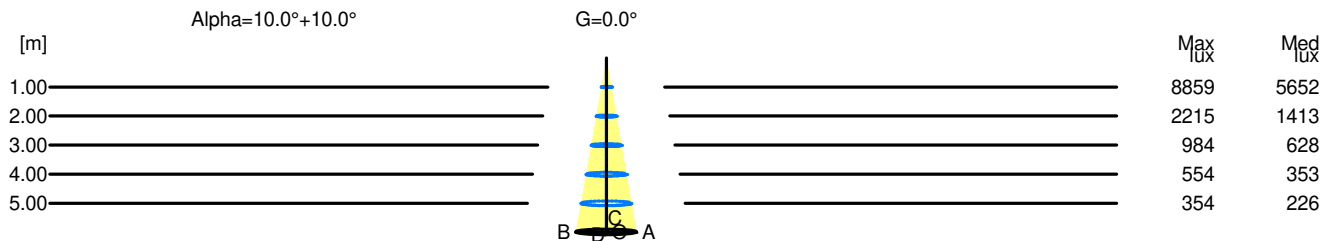
LED Flux=2121lm LED Power=22W Eff=75% EfcLed=96lm/W EfcLum=72lm/W CCT=2700K Ra=90 R9=50 SDCM=3 L70(6K)=272160h

C.I.E.	100	100	100	100	100	D DIN 5040	A60
F UTE	--					B NBN	BZ 1

### Width at 50.00 % of Max Intensity

H[m]	1.00	2.00	3.00	4.00	5.00	H[m]	1.00	2.00	3.00	4.00	5.00
OA	0.18	0.35	0.53	0.70	0.88	OC	0.18	0.35	0.53	0.70	0.88
OB	0.18	0.35	0.53	0.70	0.88	OD	0.18	0.35	0.53	0.70	0.88

	Luminous Intensities [ cd/klm ]									
	0	5	15	25	35	45	55	65	75	85
OA	8858.52	7532.72	2312.78	618.66	36.63	7.75	0.98	0.00	0.00	0.00
OB	8858.52	7532.72	2312.78	618.66	36.63	7.75	0.98	0.00	0.00	0.00
OC	8858.52	7532.72	2312.78	618.66	36.63	7.75	0.98	0.00	0.00	0.00
OD	8858.52	7532.72	2312.78	618.66	36.63	7.75	0.98	0.00	0.00	0.00



H[m]	D[m]	Max lux	Med lux	Alpha=10.0°+10.0°	G=0.0
1.00	0.35	8859	5652		
2.00	0.70	2215	1413		
3.00	1.05	984	628		
4.00	1.40	554	353		
5.00	1.75	354	226		