

Luminaire

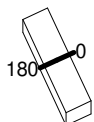
Code AF10604+AF95204
 Name SHARP RECESSED TRIM 4X 12W 940 FLOOD BLACK EXT.DRV + SCREEN 4X BLACK

Measurem.

Code FTS1901960
 Name SHARP RECESSED TRIM 4X 12W 940 FLOOD BLACK EXT.DRV + SCREEN 4X BLACK

Luminaire Flux	846.65 lm	Luminaire Power	11.00 W	Efficacy	76.97 lm/W	Efficiency	100.00%
Lamps Flux	846.65 lm	Maximum value	5604.42 cd/klm	Position	C=0.00 G=0.00	CG	Rotosymmetrical
Rectangular Luminaire		Length	150 mm	Width	40 mm	Height	55 mm
Rectangular Luminous Area		Length	148 mm	Width	37 mm	Height	0 mm
Horizontal Luminous Area		0.005476 m2		Emitting area on Plane 180°		0.000000 m2	
Emitting area on Plane 0°		0.000000 m2		Emitting area on Plane 270°		0.000000 m2	
Emitting area on Plane 90°		0.000000 m2		Glare area at 76°		0.001325 m2	
Coordinate system		CG		Symmetry Type		Rotosymmetrical	
Date		21-02-2017		Maximum Gamma Angle		180	
Measurement Distance		0.00		Measurement Flux		846.65 lm	
LED Flux=1135,98lm LED Power=11W Eff=75% EfcLed=103lm/W EfcLum=77lm/W Ra=90 SDCM=2 L90(20K)=118000h							
C.I.E.	100	100	100	100	D DIN 5040	A60	
F UTE	--				B NBN	BZ 1	

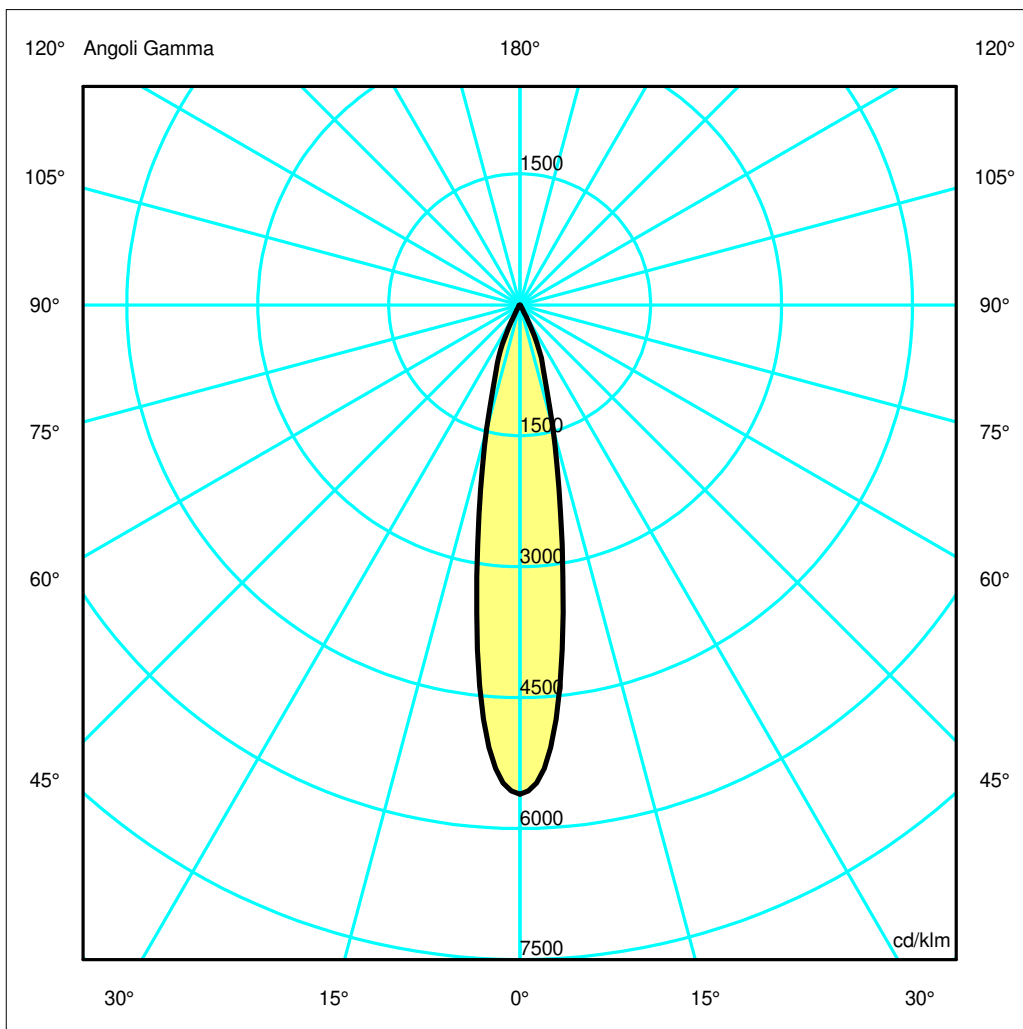
150mm x 40mm



Semipiani C

180.0 ——— 0.0

ULOR 0.00 %
 DLOR 100.00 %
 RN 0.00 %



Luminaire

Code AF10604+AF95204
 Name SHARP RECESSED TRIM 4X 12W 940 FLOOD BLACK EXT.DRV + SCREEN 4X BLACK

Measurerm.

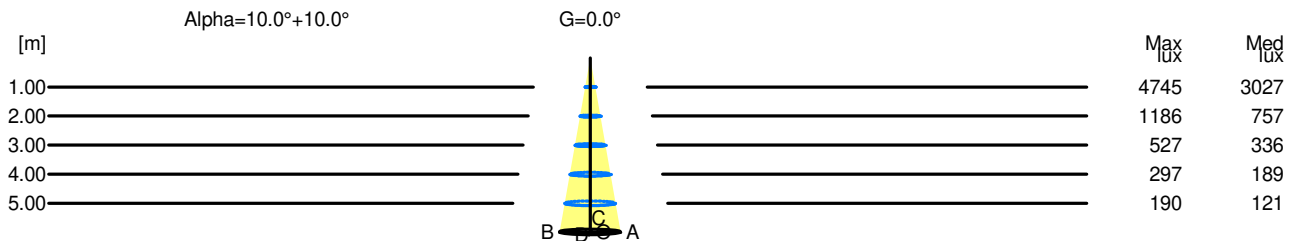
Code FTS1901960
 Name SHARP RECESSED TRIM 4X 12W 940 FLOOD BLACK EXT.DRV + SCREEN 4X BLACK

Luminaire Flux	846.65 lm	Luminaire Power	11.00 W	Efficacy	76.97 lm/W	Efficiency	100.00%
Lamps Flux	846.65 lm	Maximum value	5604.42 cd/klm	Position	C=0.00 G=0.00	CG	Rotosymmetrical
Rectangular Luminaire		Length	150 mm	Width	40 mm	Height	55 mm
Rectangular Luminous Area		Length	148 mm	Width	37 mm	Height	0 mm
Horizontal Luminous Area		0.005476 m2		Emitting area on Plane 180°		0.000000 m2	
Emitting area on Plane 0°		0.000000 m2		Emitting area on Plane 270°		0.000000 m2	
Emitting area on Plane 90°		0.000000 m2		Glare area at 76°		0.001325 m2	
Coordinate system		CG		Symmetry Type		Rotosymmetrical	
Date		21-02-2017		Maximum Gamma Angle		180	
Measurement Distance		0.00		Measurement Flux		846.65 lm	
LED Flux=1135,98lm LED Power=11W Eff=75% EfcLed=103lm/W EfcLum=77lm/W Ra=90 SDCM=2 L90(20K)=118000h							
C.I.E.	100	100	100	100	100	D DIN 5040	A60
F UTE	--					B NBN	BZ 1

Width at 50.00 % of Max Intensity

H[m]	1.00	2.00	3.00	4.00	5.00	H[m]	1.00	2.00	3.00	4.00	5.00
OA	0.18	0.35	0.53	0.70	0.88	OC	0.18	0.35	0.53	0.70	0.88
OB	0.18	0.35	0.53	0.70	0.88	OD	0.18	0.35	0.53	0.70	0.88

	Luminous Intensities [cd/klm]									
	0	5	15	25	35	45	55	65	75	85
OA	4744.99	4034.83	1238.82	331.38	19.62	4.15	0.52	0.00	0.00	0.00
OB	4744.99	4034.83	1238.82	331.38	19.62	4.15	0.52	0.00	0.00	0.00
OC	4744.99	4034.83	1238.82	331.38	19.62	4.15	0.52	0.00	0.00	0.00
OD	4744.99	4034.83	1238.82	331.38	19.62	4.15	0.52	0.00	0.00	0.00



H[m]	D[m]	Max lux	Med lux	Alpha=10.0°+10.0°	G=0.0
1.00	0.35	4745	3027		
2.00	0.70	1186	757		
3.00	1.05	527	336		
4.00	1.40	297	189		
5.00	1.75	190	121		