

Luminaire

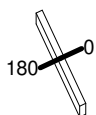
Code AF25404+AF95204
 Name SHARP RECESSED TRIM 16X 48W 940 WIDE FLOOD BLACK EXT.DRV + SCREEN 4X BLACK

Measurem.

Code FTS1902052
 Name SHARP RECESSED TRIM 16X 48W 940 WIDE FLOOD BLACK EXT.DRV + SCREEN 4X BLACK

Luminaire Flux	3180.74 lm	Luminaire Power	44.00 W	Efficacy	72.29 lm/W	Efficiency	100.00%
Lamps Flux	3180.74 lm	Maximum value	2630.91 cd/klm	Position	C=0.00 G=0.00	CG	Rotosymmetrical
Rectangular Luminaire		Length	612 mm	Width	40 mm	Height	55 mm
Rectangular Luminous Area		Length	592 mm	Width	37 mm	Height	0 mm
Horizontal Luminous Area		0.021904 m2		Emitting area on Plane 180°		0.000000 m2	
Emitting area on Plane 0°		0.000000 m2		Emitting area on Plane 270°		0.000000 m2	
Emitting area on Plane 90°		0.000000 m2		Glare area at 76°		0.005299 m2	
Coordinate system		CG		Symmetry Type		Rotosymmetrical	
Date		16-02-2017		Maximum Gamma Angle		180	
Measurement Distance		0.00		Measurement Flux		3180.74 lm	
LED Flux=4543,91lm LED Power=44W Eff=70% EfcLed=103lm/W EfcLum=72lm/W Ra=90 SDCM=2 L90(20K)=118000h							
C.I.E.	99	100	100	100	D DIN 5040	A60	
F UTE	--				B NBN	BZ 1	

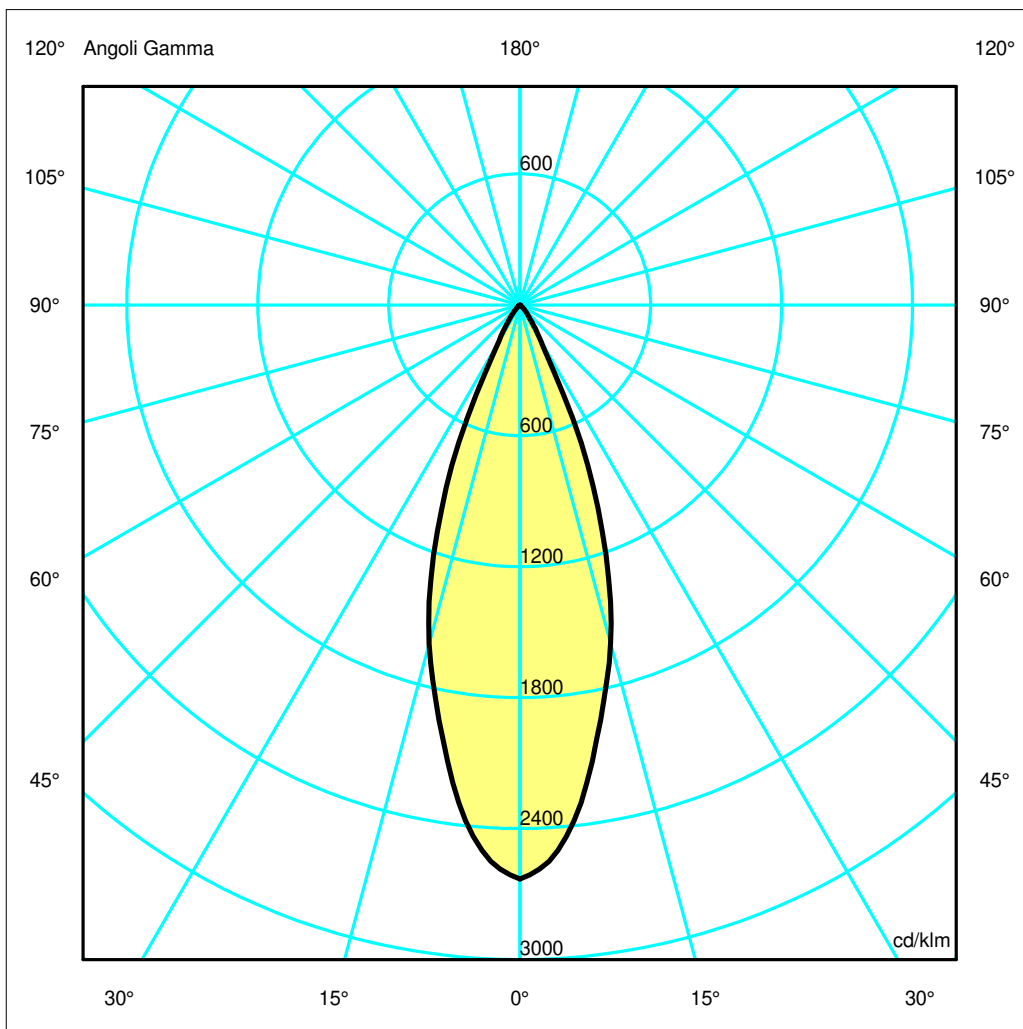
612mm x 40mm



Semipiani C

180.0 ——— 0.0

ULOR 0.00 %
 DLOR 100.00 %
 RN 0.00 %



Luminaire

Code AF25404+AF95204
Name SHARP RECESSED TRIM 16X 48W 940 WIDE FLOOD BLACK EXT.DRV + SCREEN 4X BLACK

Measurerm.

Code FTS1902052
Name SHARP RECESSED TRIM 16X 48W 940 WIDE FLOOD BLACK EXT.DRV + SCREEN 4X BLACK

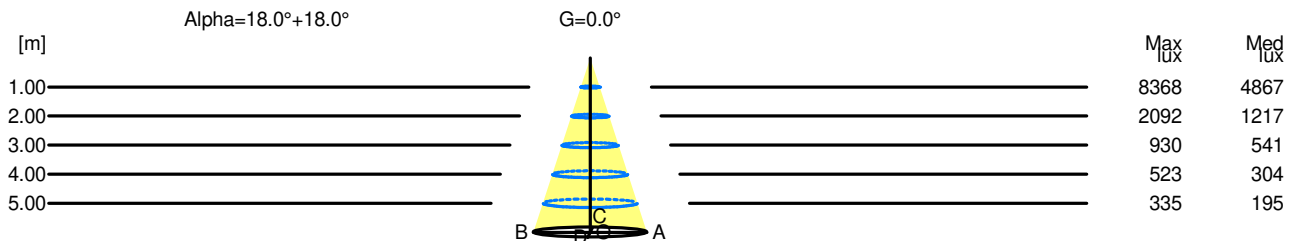
Luminaire Flux	3180.74 lm	Luminaire Power	44.00 W	Efficacy	72.29 lm/W	Efficiency	100.00%
Lamps Flux	3180.74 lm	Maximum value	2630.91 cd/klm	Position	C=0.00 G=0.00	CG	Rotosymmetrical
Rectangular Luminaire		Length	612 mm	Width	40 mm	Height	55 mm
Rectangular Luminous Area		Length	592 mm	Width	37 mm	Height	0 mm
Horizontal Luminous Area		0.021904 m2		Emitting area on Plane 180°		0.000000 m2	
Emitting area on Plane 0°		0.000000 m2		Emitting area on Plane 270°		0.000000 m2	
Emitting area on Plane 90°		0.000000 m2		Glare area at 76°		0.005299 m2	
Coordinate system		CG		Symmetry Type		Rotosymmetrical	
Date		16-02-2017		Maximum Gamma Angle		180	
Measurement Distance		0.00		Measurement Flux		3180.74 lm	
LED Flux=4543,91lm LED Power=44W Eff=70% EfcLed=103lm/W EfcLum=72lm/W Ra=90 SDCM=2 L90(20K)=118000h							
C.I.E.	99	100	100	100	100	D DIN 5040	A60
F UTE	--					B NBN	BZ 1

Width at 50.00 % of Max Intensity

H[m]	1.00	2.00	3.00	4.00	5.00	H[m]	1.00	2.00	3.00	4.00	5.00
OA	0.33	0.65	0.98	1.30	1.63	OC	0.33	0.65	0.98	1.30	1.63
OB	0.33	0.65	0.98	1.30	1.63	OD	0.33	0.65	0.98	1.30	1.63

Luminous Intensities [cd/klm]

	0	5	15	25	35	45	55	65	75	85
OA	8368.23	7773.68	5111.70	1822.31	309.82	62.41	7.34	1.01	0.00	0.00
OB	8368.23	7773.68	5111.70	1822.31	309.82	62.41	7.34	1.01	0.00	0.00
OC	8368.23	7773.68	5111.70	1822.31	309.82	62.41	7.34	1.01	0.00	0.00
OD	8368.23	7773.68	5111.70	1822.31	309.82	62.41	7.34	1.01	0.00	0.00



H[m]	D[m]	Max lux	Med lux	Alpha=18.0°+18.0°	G=0.0
1.00	0.65	8368	4867		
2.00	1.30	2092	1217		
3.00	1.95	930	541		
4.00	2.60	523	304		
5.00	3.25	335	195		