

Luminaire

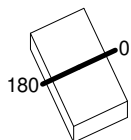
Code AF36604+AF95104
 Name SHARP SMD.2X 5,5W 940 FL EXD NRO+ SCREEN 2X BLACK

Measurem.

Code FTS1902095
 Name SHARP SMD.2X 5,5W 940 FL EXD NRO+ SCREEN 2X BLACK

Luminaire Flux	423.33 lm	Luminaire Power	6.50 W	Efficacy	65.13 lm/W	Efficiency	100.00%
Lamps Flux	423.33 lm	Maximum value	5604.42 cd/klm	Position	C=0.00 G=0.00	CG	Rotosymmetrical
Rectangular Luminaire		Length	78 mm	Width	45 mm	Height	90 mm
Rectangular Luminous Area		Length	72 mm	Width	37 mm	Height	0 mm
Horizontal Luminous Area	0.002664 m2	Emitting area on Plane 180°		Emitting area on Plane 270°		Emitting area on Plane 90°	
Emitting area on Plane 0°	0.000000 m2	Emitting area on Plane 180°		Emitting area on Plane 270°		Emitting area on Plane 90°	
Emitting area on Plane 90°	0.000000 m2	Glare area at 76°		Glare area at 76°		Glare area at 76°	
Coordinate system	CG	Symmetry Type		Symmetry Type		Rotosymmetrical	
Date	21-02-2017	Maximum Gamma Angle		Maximum Gamma Angle		180	
Measurement Distance	0.00	Measurement Flux		Measurement Flux		423.33 lm	
LED Flux=567.99lm LED Power=6.5W Eff=75% EfcLed=87lm/W EfcLum=65lm/W CCT=4000K Ra=90 SDCM=2 L90(20K)=118000h							
C.I.E.	100 100 100 100 100	D DIN 5040		A60			
F UTE	--	B NBN		BZ 1			

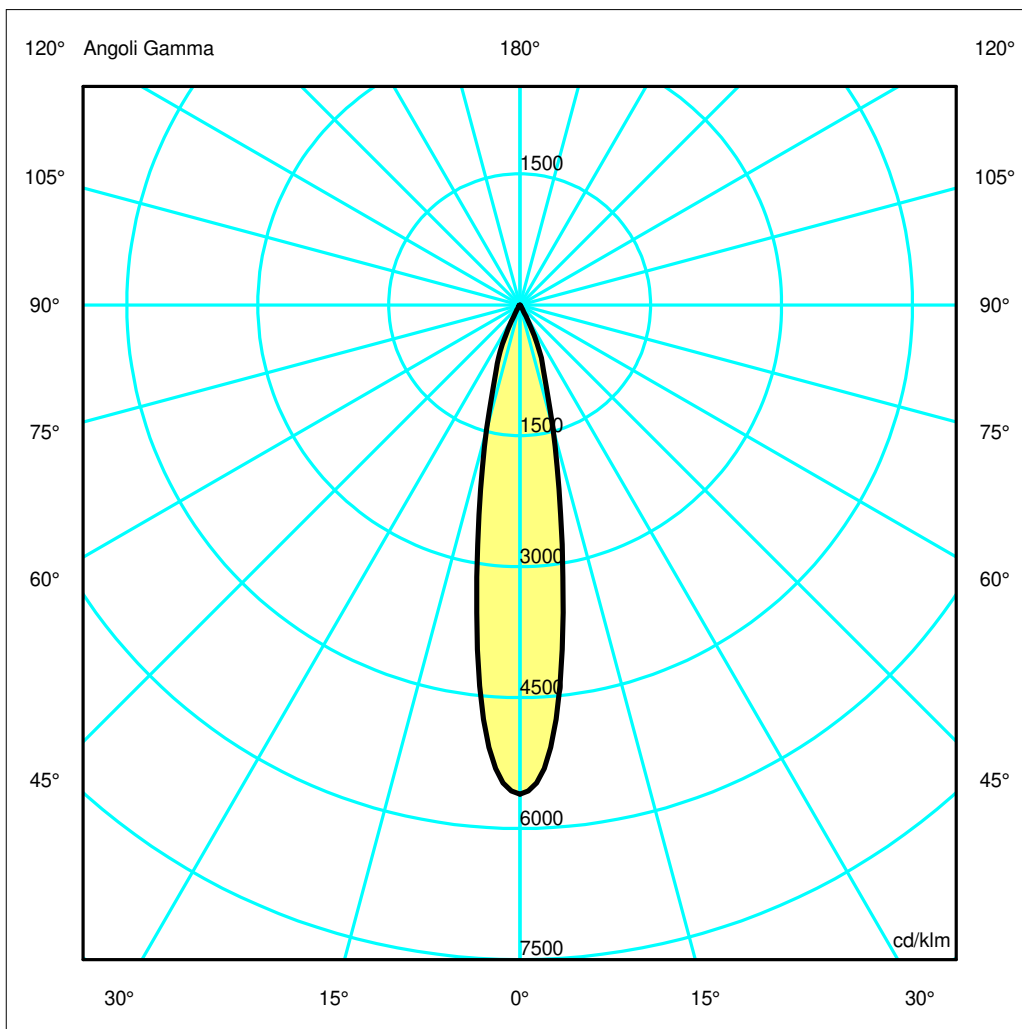
78mm x 45mm



Semipiani C

180.0 — 0.0

ULOR 0.00 %
 DLOR 100.00 %
 RN 0.00 %



Luminaire

Code AF36604+AF95104
Name SHARP SMD.2X 5,5W 940 FL EXD NRO+ SCREEN 2X BLACK

Measurement

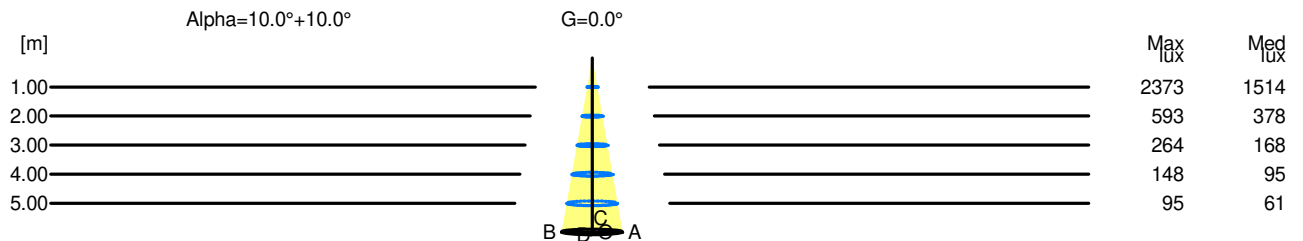
Code FTS1902095
Name SHARP SMD.2X 5,5W 940 FL EXD NRO+ SCREEN 2X BLACK

Luminaire Flux	423.33 lm	Luminaire Power	6.50 W	Efficacy	65.13 lm/W	Efficiency	100.00%
Lamps Flux	423.33 lm	Maximum value	5604.42 cd/klm	Position	C=0.00 G=0.00	CG	Rotosymmetrical
Rectangular Luminaire		Length	78 mm	Width	45 mm	Height	90 mm
Rectangular Luminous Area		Length	72 mm	Width	37 mm	Height	0 mm
Horizontal Luminous Area		0.002664 m2		Emitting area on Plane 180°		0.000000 m2	
Emitting area on Plane 0°		0.000000 m2		Emitting area on Plane 270°		0.000000 m2	
Emitting area on Plane 90°		0.000000 m2		Glare area at 76°		0.000644 m2	
Coordinate system		CG		Symmetry Type		Rotosymmetrical	
Date		21-02-2017		Maximum Gamma Angle		180	
Measurement Distance		0.00		Measurement Flux		423.33 lm	
LED Flux=567.99lm LED Power=6.5W Eff=75% EfcLed=87lm/W EfcLum=65lm/W CCT=4000K Ra=90 SDCM=2 L90(20K)=118000h							
C.I.E.	100	100	100	100	100	D DIN 5040	A60
F UTE	--					B NBN	BZ 1

Width at 50.00 % of Max Intensity

H[m]	1.00	2.00	3.00	4.00	5.00	H[m]	1.00	2.00	3.00	4.00	5.00
OA	0.18	0.35	0.53	0.70	0.88	OC	0.18	0.35	0.53	0.70	0.88
OB	0.18	0.35	0.53	0.70	0.88	OD	0.18	0.35	0.53	0.70	0.88

	Luminous Intensities [cd/klm]									
	0	5	15	25	35	45	55	65	75	85
OA	2372.52	2017.44	619.42	165.69	9.81	2.08	0.26	0.00	0.00	0.00
OB	2372.52	2017.44	619.42	165.69	9.81	2.08	0.26	0.00	0.00	0.00
OC	2372.52	2017.44	619.42	165.69	9.81	2.08	0.26	0.00	0.00	0.00
OD	2372.52	2017.44	619.42	165.69	9.81	2.08	0.26	0.00	0.00	0.00



H[m]	D[m]	Max lux	Med lux	Alpha=10.0°+10.0°	G=0.0
1.00	0.35	2373	1514		
2.00	0.70	593	378		
3.00	1.05	264	168		
4.00	1.40	148	95		
5.00	1.75	95	61		