

Luminaire

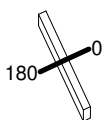
Code AF87604+AF95201
 Name SHARP SMD.16X 44W 927 FL DIM NRO+ SCREEN 4X WHITE

Measurem.

Code FTS1902200-A
 Name SHARP SMD.16X 44W 927 FL DIM NRO+ SCREEN 4X WHITE

Luminaire Flux	3213 lm	Luminaire Power	47.0 W	Efficacy	68.353 lm/W	Efficiency	100.00%
Source Flux	3213 lm	Maximum value	5541.55 cd/klm	Position	C=0.00 G=0.00	CG	Rotosymmetrical
Rectangular Luminaire	Length	596 mm	Width	45 mm	Height	85 mm	
Rectangular Luminous Area	Length	592 mm	Width	37 mm	Height	0 mm	
Horizontal Luminous Area	0.021904 m2	Emitting area on Plane 180°	0.000000 m2	Emitting area on Plane 270°	0.000000 m2	Emitting area on Plane 90°	0.005299 m2
Coordinate system	CG	Symmetry Type	Rotosymmetrical	Maximum Gamma Angle	180	Measurement Distance	3213 lm
Date	25-11-2021	Measurement Flux	3213 lm				
Measurement Distance	0.00						
LED Flux=4242lm LED Power=44W Eff=76% EfcLed=96lm/W EfcLum=68lm/W CCT=2700K Ra=90 R9=50 SDCM=3 L70(6K)=272160h							
C.I.E.	99 100 100 100 100	D DIN 5040	A60				
F UTE	--	B NBN	BZ 1				

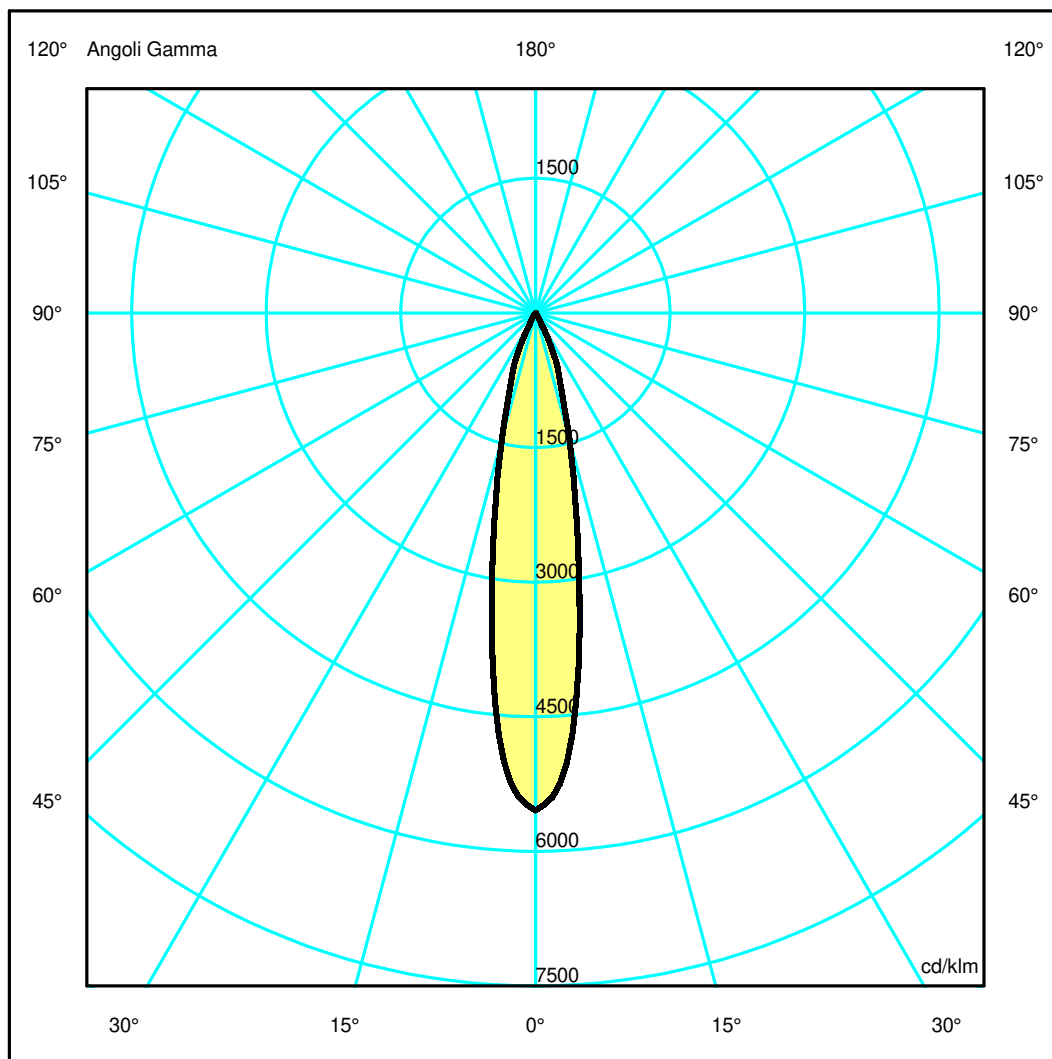
596mm x 45mm



Semipiani C

180.0 ——— 0.0

ULOR 0.00 %
 DLOR 100.00 %
 RN 0.00 %



Luminaire

Code AF87604+AF95201
Name SHARP SMD.16X 44W 927 FL DIM NRO+ SCREEN 4X WHITE

Measurem.

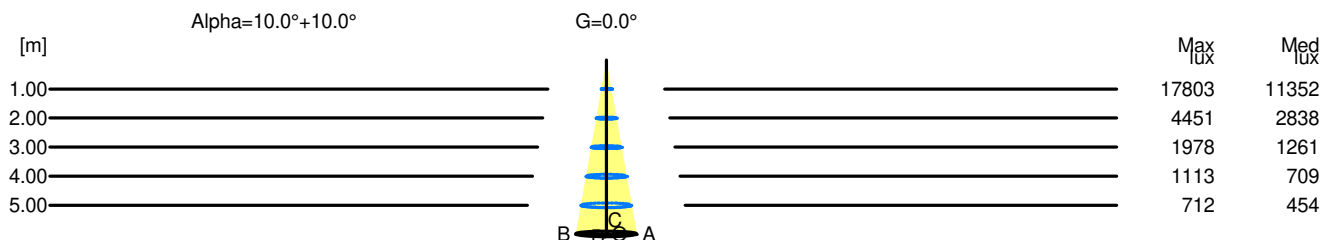
Code FTS1902200-A
Name SHARP SMD.16X 44W 927 FL DIM NRO+ SCREEN 4X WHITE

Luminaire Flux	3213 lm	Luminaire Power	47.0 W	Efficacy	68.353 lm/W	Efficiency	100.00%
Source Flux	3213 lm	Maximum value	5541.55 cd/klm	Position	C=0.00 G=0.00	CG	Rotosymmetrical
Rectangular Luminaire		Length	596 mm	Width	45 mm	Height	85 mm
Rectangular Luminous Area		Length	592 mm	Width	37 mm	Height	0 mm
Horizontal Luminous Area		0.021904 m2		Emitting area on Plane 180°		0.000000 m2	
Emitting area on Plane 0°		0.000000 m2		Emitting area on Plane 270°		0.000000 m2	
Emitting area on Plane 90°		0.000000 m2		Glare area at 76°		0.005299 m2	
Coordinate system		CG		Symmetry Type		Rotosymmetrical	
Date		25-11-2021		Maximum Gamma Angle		180	
Measurement Distance		0.00		Measurement Flux		3213 lm	
LED Flux=4242lm LED Power=44W Eff=76% EfcLed=96lm/W EfcLum=68lm/W CCT=2700K Ra=90 R9=50 SDCM=3 L70(6K)=272160h							
C.I.E.	99	100	100	100	100	D DIN 5040	A60
F UTE	--					B NBN	BZ 1

Width at 50.00 % of Max Intensity

H[m]	1.00	2.00	3.00	4.00	5.00	H[m]	1.00	2.00	3.00	4.00	5.00
OA	0.18	0.35	0.53	0.70	0.88	OC	0.18	0.35	0.53	0.70	0.88
OB	0.18	0.35	0.53	0.70	0.88	OD	0.18	0.35	0.53	0.70	0.88

	Luminous Intensities [cd/klm]									
	0	5	15	25	35	45	55	65	75	85
OA	17802.74	15150.20	4674.01	1277.96	80.19	22.62	7.87	5.04	3.57	1.68
OB	17802.74	15150.20	4674.01	1277.96	80.19	22.62	7.87	5.04	3.57	1.68
OC	17802.74	15150.20	4674.01	1277.96	80.19	22.62	7.87	5.04	3.57	1.68
OD	17802.74	15150.20	4674.01	1277.96	80.19	22.62	7.87	5.04	3.57	1.68



H[m]	D[m]	Max lux	Med lux	Alpha=10.0°+10.0°	G=0.0
1.00	0.35	17803	11352		
2.00	0.70	4451	2838		
3.00	1.05	1978	1261		
4.00	1.41	1113	709		
5.00	1.76	712	454		