

Luminaire

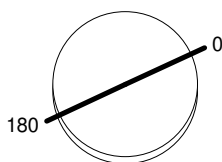
Code 1640010IN0APP
Name ILIO LED F ROSSO INTEGRALIS WI APP

Measurum.

Code FTS2001275
Name ILIO LED F ROSSO INTEGRALIS WI APP

Luminaire Flux	3920.00 lm	Luminaire Power	45.00 W	Efficacy	87.11 lm/W	Efficiency	100.00%
Sources Flux	3920.00 lm	Maximum value	418.15 cd/klm	Position	C=0.00 G=180.00	CG	Rotosymmetrical
Round Luminaire		Diam.	90 mm	Height	1750 mm		
Round Luminous Area		Diam.	70 mm	Height	0 mm		
Horizontal Luminous Area			0.003848 m2	Emitting area on Plane 180°			0.000000 m2
Emitting area on Plane 0°			0.000000 m2	Emitting area on Plane 270°			0.000000 m2
Emitting area on Plane 90°			0.000000 m2	Glare area at 76°			0.000931 m2
Coordinate system		CG		Symmetry Type			Rotosymmetrical
Date		12-01-2015		Maximum Gamma Angle			180
Measurement Distance		0.00		Measurement Flux			3920.00 lm
LED Flux=4479,9lm LED Power=37W Eff=88% EfcLed=121lm/W EfcLum=87lm/W Ra=90 SDCM=3 L70(6K)=36000h							
C.I.E.	0 0 0 0 100			D DIN 5040	--		
F UTE	1.00 T			B NBN	--		

Diam=90mm



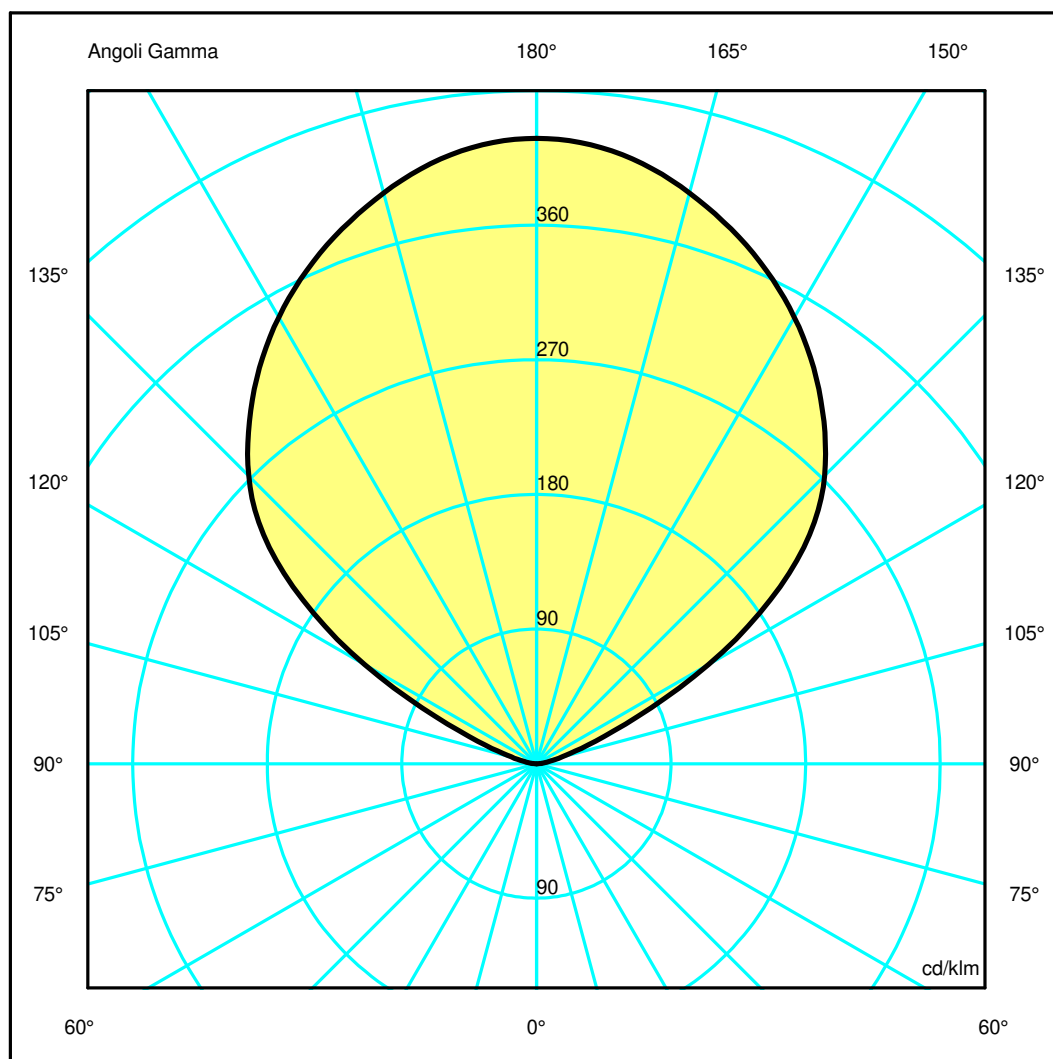
Semipiani C

180.0 ——— 0.0

ULOR100.00 %

DLOR 0.00 %

RN100.00 %



Luminaire

Code 1640010IN0APP
Name ILIO LED F ROSSO INTEGRALIS WI APP

Measurment

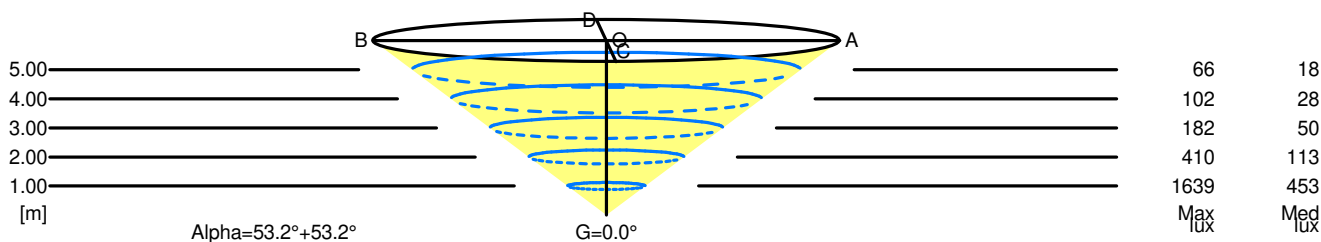
Code FTS2001275
Name ILIO LED F ROSSO INTEGRALIS WI APP

Luminaire Flux	3920.00 lm	Luminaire Power	45.00 W	Efficacy	87.11 lm/W	Efficiency	100.00%
Sources Flux	3920.00 lm	Maximum value	418.15 cd/klm	Position	C=0.00 G=180.00	CG	Rotosymmetrical
Round Luminaire		Diam.	90 mm	Height	1750 mm		
Round Luminous Area		Diam.	70 mm	Height	0 mm		
Horizontal Luminous Area		0.003848 m2		Emitting area on Plane 180°		0.000000 m2	
Emitting area on Plane 0°		0.000000 m2		Emitting area on Plane 270°		0.000000 m2	
Emitting area on Plane 90°		0.000000 m2		Glare area at 76°		0.000931 m2	
Coordinate system		CG		Symmetry Type		Rotosymmetrical	
Date		12-01-2015		Maximum Gamma Angle		180	
Measurement Distance		0.00		Measurement Flux		3920.00 lm	
LED Flux=4479,9lm LED Power=37W Eff=88% EfcLed=121lm/W EfcLum=87lm/W Ra=90 SDCM=3 L70(6K)=36000h							
C.I.E.	0 0 0 0 100			D DIN 5040	--		
F UTE	1.00 T			B NBN	--		

Width at 50.00 % of Max Intensity

H[m]	1.00	2.00	3.00	4.00	5.00	H[m]	1.00	2.00	3.00	4.00	5.00
OA	1.34	2.68	4.01	5.35	6.69	OC	1.34	2.68	4.01	5.35	6.69
OB	1.34	2.68	4.01	5.35	6.69	OD	1.34	2.68	4.01	5.35	6.69

	Luminous Intensities [cd/klm]									
	0	5	15	25	35	45	55	65	75	85
OA	1639.14	1628.72	1548.93	1426.28	1266.32	1067.42	748.05	292.77	69.07	14.11
OB	1639.14	1628.72	1548.93	1426.28	1266.32	1067.42	748.05	292.77	69.07	14.11
OC	1639.14	1628.72	1548.93	1426.28	1266.32	1067.42	748.05	292.77	69.07	14.11
OD	1639.14	1628.72	1548.93	1426.28	1266.32	1067.42	748.05	292.77	69.07	14.11



5.00	13.38	66	18			
4.00	10.71	102	28			
3.00	8.03	182	50			
2.00	5.35	410	113			
1.00	2.68	1639	453			
H[m]	D[m]	Max lux	Med lux		Alpha=53.2°+53.2°	G=0.0