

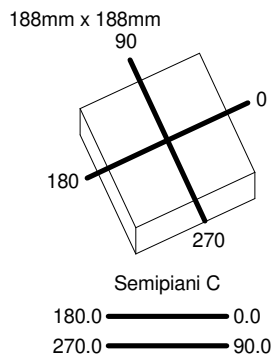
## Luminaire

Code BB12001+DV1017  
 Name LUCERI Q TRIM max46W 930 MIRROR WHITE + Driver 35W ND

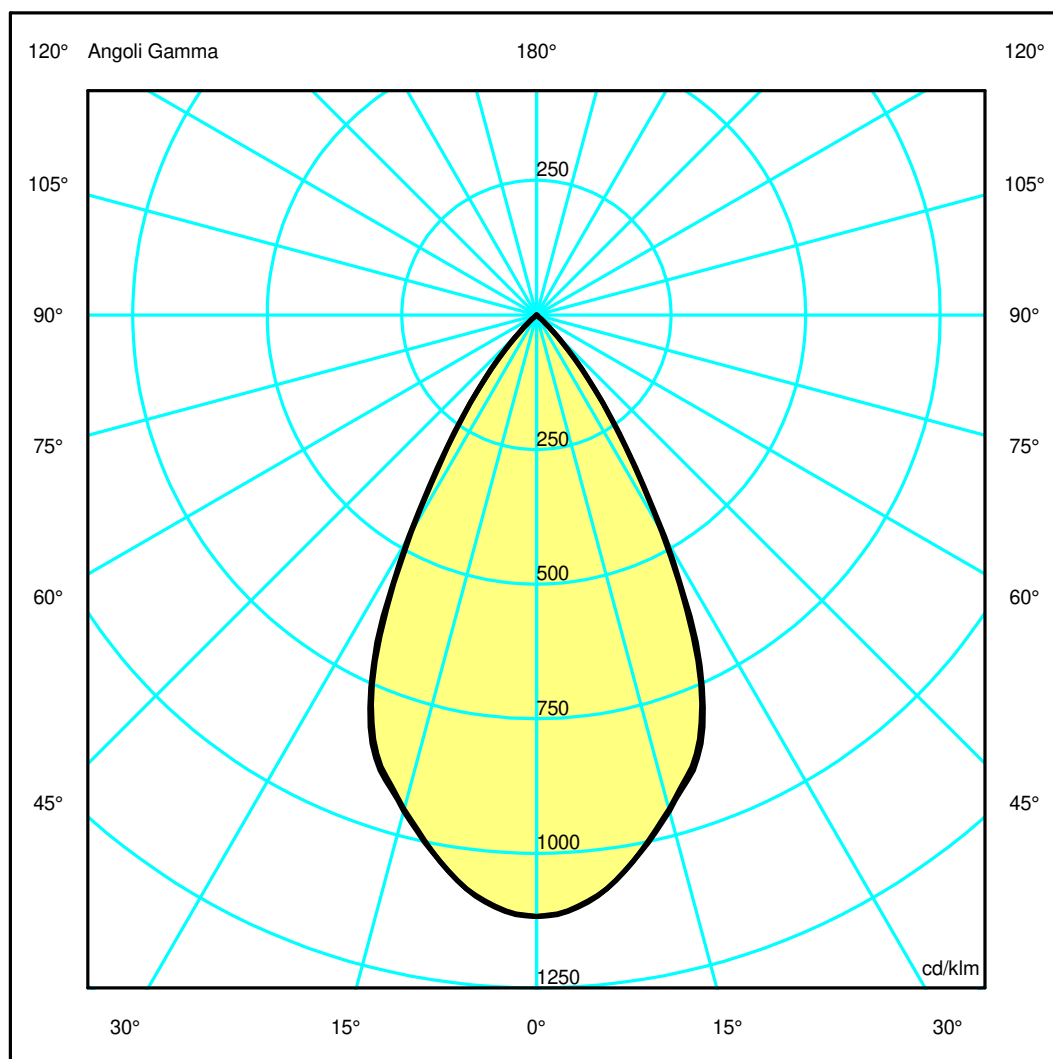
## Measurem.

Code FTS1801181  
 Name LUCERI Q TRIM max46W 930 MIRROR WHITE + Driver 35W ND

|  |                    |                 |                |                             |               |                    |                    |
|--|--------------------|-----------------|----------------|-----------------------------|---------------|--------------------|--------------------|
| Luminaire Flux   | 2519.96 lm         | Luminaire Power | 27.00 W        | Efficacy                    | 93.33 lm/W    | Efficiency         | 100.00%            |
| Sources Flux   | 2519.96 lm         | Maximum value   | 1117.04 cd/klm | Position                    | C=0.00 G=0.00 | CG                 | Double Symmetrical |
| Rectangular Luminaire  |                    | Length          | 188 mm         | Width                       | 188 mm        | Height             | 238 mm             |
| Rectangular Luminous Area  |                    | Length          | 177 mm         | Width                       | 177 mm        | Height             | 0 mm               |
| Horizontal Luminous Area   |                    | 0.031329 m2     |                | Emitting area on Plane 180° |               | 0.000000 m2        |                    |
| Emitting area on Plane 0°  |                    | 0.000000 m2     |                | Emitting area on Plane 270° |               | 0.000000 m2        |                    |
| Emitting area on Plane 90°   |                    | 0.000000 m2     |                | Glare area at 76°           |               | 0.007579 m2        |                    |
| Coordinate system  |                    | CG              |                | Symmetry Type               |               | Double Symmetrical |                    |
| Date   |                    | 21-06-2018      |                | Maximum Gamma Angle         |               | 180                |                    |
| Measurement Distance   |                    | 0.00            |                | Measurement Flux            |               | 2519.96 lm         |                    |
| LED Flux=3130lm LED Power=25W Eff=81% EfcLed=125lm/W EfcLum=93lm/W CCT=3000K Ra=90 SDCM=1 L70(6K)=50000h |                    |                 |                |                             |               |                    |                    |
| C.I.E.   | 95 100 100 100 100 |                 |                | D DIN 5040                  | A60           |                    |                    |
| F UTE  | 1.00 A             |                 |                | B NBN                       | BZ 1          |                    |                    |



ULOR 0.00 %  
 DLOR100.00 %  
 RN 0.00 %



## Luminaire

Code BB12001+DV1017  
Name LUCERI Q TRIM max46W 930 MIRROR WHITE + Driver 35W ND

## Measurerm.

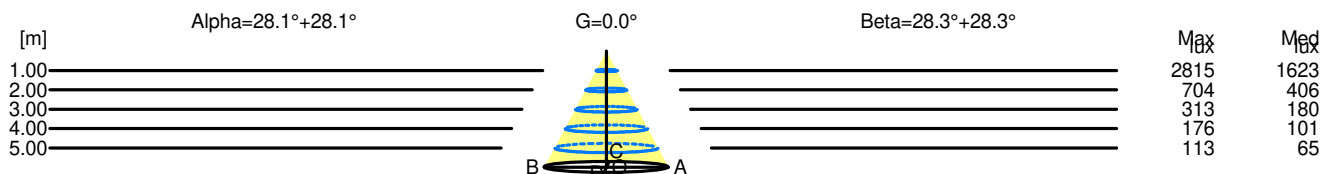
Code FTS1801181  
Name LUCERI Q TRIM max46W 930 MIRROR WHITE + Driver 35W ND

|  |                    |                 |                |                             |               |                    |                    |
|--|--------------------|-----------------|----------------|-----------------------------|---------------|--------------------|--------------------|
| Luminaire Flux   | 2519.96 lm         | Luminaire Power | 27.00 W        | Efficacy                    | 93.33 lm/W    | Efficiency         | 100.00%            |
| Sources Flux   | 2519.96 lm         | Maximum value   | 1117.04 cd/klm | Position                    | C=0.00 G=0.00 | CG                 | Double Symmetrical |
| Rectangular Luminaire  |                    | Length          | 188 mm         | Width                       | 188 mm        | Height             | 238 mm             |
| Rectangular Luminous Area  |                    | Length          | 177 mm         | Width                       | 177 mm        | Height             | 0 mm               |
| Horizontal Luminous Area   |                    | 0.031329 m2     |                | Emitting area on Plane 180° |               | 0.000000 m2        |                    |
| Emitting area on Plane 0°  |                    | 0.000000 m2     |                | Emitting area on Plane 270° |               | 0.000000 m2        |                    |
| Emitting area on Plane 90°   |                    | 0.000000 m2     |                | Glare area at 76°           |               | 0.007579 m2        |                    |
| Coordinate system  |                    | CG              |                | Symmetry Type               |               | Double Symmetrical |                    |
| Date   |                    | 21-06-2018      |                | Maximum Gamma Angle         |               | 180                |                    |
| Measurement Distance   |                    | 0.00            |                | Measurement Flux            |               | 2519.96 lm         |                    |
| LED Flux=3130lm LED Power=25W Eff=81% EfcLed=125lm/W EfcLum=93lm/W CCT=3000K Ra=90 SDCM=1 L70(6K)=50000h |                    |                 |                |                             |               |                    |                    |
| C.I.E.   | 95 100 100 100 100 |                 |                | D DIN 5040                  | A60           |                    |                    |
| F UTE  | 1.00 A             |                 |                | B NBN                       | BZ 1          |                    |                    |

### Width at 50.00 % of Max Intensity

| H[m] | 1.00 | 2.00 | 3.00 | 4.00 | 5.00 | H[m] | 1.00 | 2.00 | 3.00 | 4.00 | 5.00 |
|------|------|------|------|------|------|------|------|------|------|------|------|
| OA   | 0.53 | 1.07 | 1.60 | 2.14 | 2.67 | OC   | 0.54 | 1.08 | 1.62 | 2.16 | 2.69 |
| OB   | 0.53 | 1.07 | 1.60 | 2.14 | 2.67 | OD   | 0.54 | 1.08 | 1.62 | 2.16 | 2.69 |

|    | Luminous Intensities [ cd/klm] |         |         |         |        |        |      |      |      |      |
|----|--------------------------------|---------|---------|---------|--------|--------|------|------|------|------|
|    | 0                              | 5       | 15      | 25      | 35     | 45     | 55   | 65   | 75   | 85   |
| OA | 2814.89                        | 2757.95 | 2395.04 | 1785.83 | 654.84 | 106.66 | 4.35 | 2.52 | 2.22 | 1.72 |
| OB | 2814.89                        | 2757.95 | 2395.04 | 1785.83 | 654.84 | 106.66 | 4.35 | 2.52 | 2.22 | 1.72 |
| OC | 2814.89                        | 2753.71 | 2403.38 | 1809.97 | 673.73 | 113.51 | 4.44 | 2.53 | 2.14 | 1.50 |
| OD | 2814.89                        | 2753.71 | 2403.38 | 1809.97 | 673.73 | 113.51 | 4.44 | 2.53 | 2.14 | 1.50 |



| H[m] | D[m] | Max lux | Med lux | Alpha=28.1°+28.1° | G=0.0 |
|------|------|---------|---------|-------------------|-------|
| 1.00 | 1.07 | 2815    | 1623    |                   |       |
| 2.00 | 2.14 | 704     | 406     |                   |       |
| 3.00 | 3.21 | 313     | 180     |                   |       |
| 4.00 | 4.27 | 176     | 101     |                   |       |
| 5.00 | 5.34 | 113     | 65      |                   |       |

| H[m] | D[m] | Max lux | Med lux | Beta=28.3°+28.3° | G=0.0 |
|------|------|---------|---------|------------------|-------|
| 1.00 | 1.08 | 2815    | 1623    |                  |       |
| 2.00 | 2.16 | 704     | 406     |                  |       |
| 3.00 | 3.23 | 313     | 180     |                  |       |
| 4.00 | 4.31 | 176     | 101     |                  |       |
| 5.00 | 5.39 | 113     | 65      |                  |       |