

Luminaire

Code 1114010A
 Name IXA ARM W ANTRACITE
Measurement.
 Code FTS2300130
 Name IXA ARM W ANTRACITE

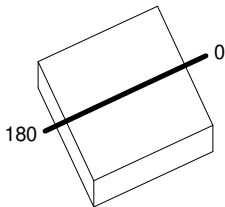
Luminaire Flux	465 lm	Luminaire Power	9.0 W	Efficacy	51.687 lm/W	Efficiency	100.00%
Source Flux	465 lm	Maximum value	379.13 cd/klm	Position	C=0.00 G=9.00	CG	Rotosymmetrical
Rectangular Luminaire Round Luminous Area		Length Diam.	100 mm 85 mm	Width Height	100 mm 0 mm	Height	90 mm
Horizontal Luminous Area Emitting area on Plane 0° Emitting area on Plane 90°		0.005675 m2 0.000000 m2 0.000000 m2		Emitting area on Plane 180° Emitting area on Plane 270° Glare area at 76°		0.000000 m2 0.000000 m2 0.001373 m2	
Coordinate system Date Measurement Distance		CG 23-05-2023 0.00		Symmetry Type Maximum Gamma Angle Measurement Flux		Rotosymmetrical 180 465 lm	

LED Flux=838lm LED Power=6.7W Eff=56% EfcLed=126lm/W EfcLum=52lm/W CCT=3000K Ra=90 R9=50 SDCM=2 L70(10k)=60500h

C.I.E. 52 82 96 100 100
 F UTE 1.00 D

D DIN 5040
 B NBN
 A40
 BZ 4

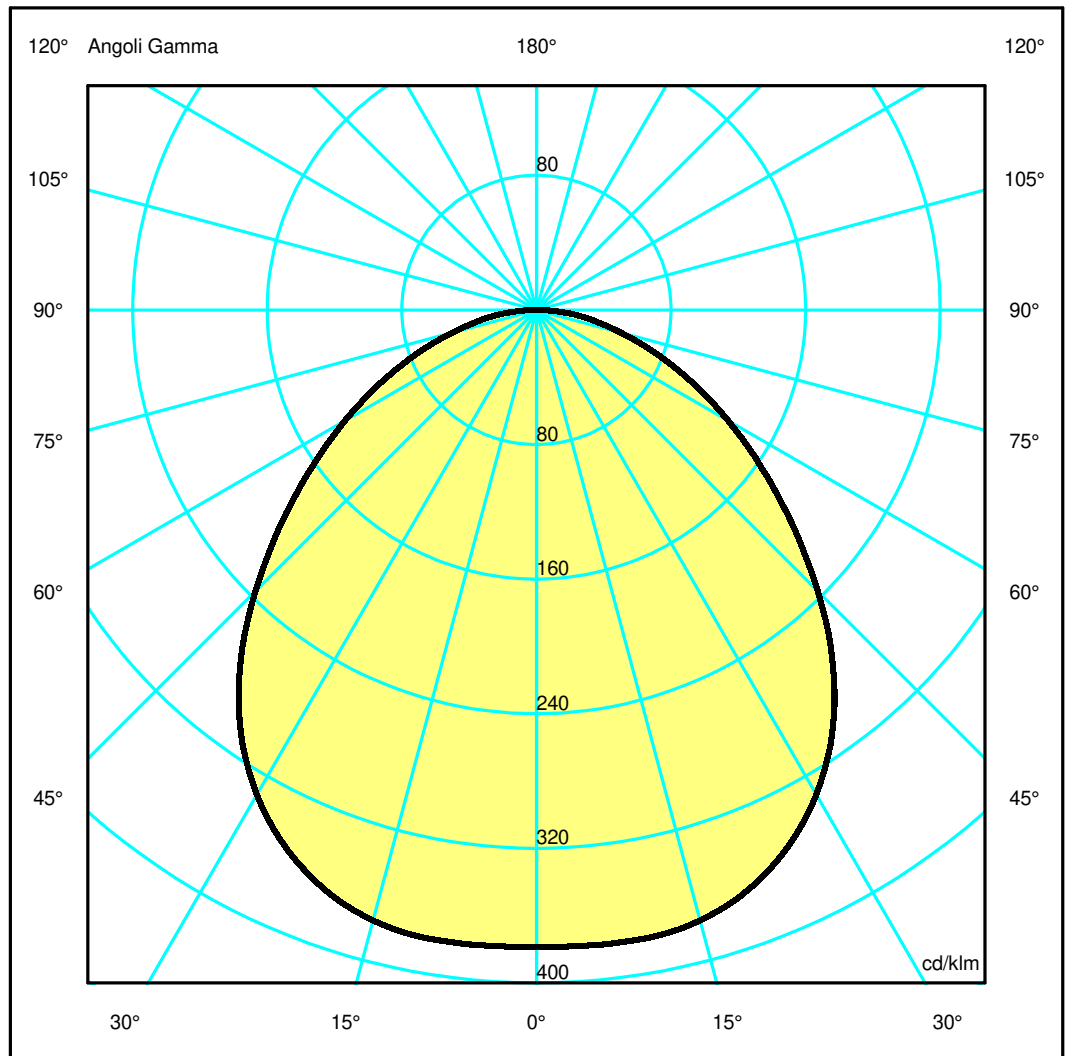
100mm x 100mm



Semipiani C

180.0 ——— 0.0

ULOR 0.01 %
 DLOR 99.99 %
 RN 0.01 %



Luminaire

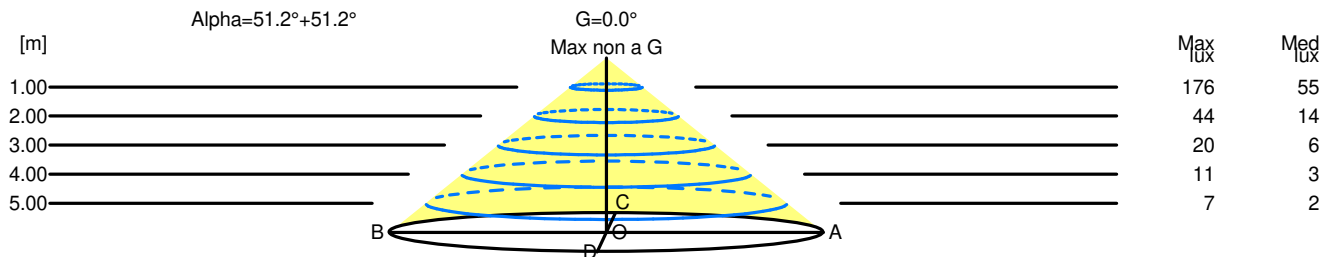
Code 1114010A
 Name IXA ARM W ANTRACITE
Measur.
 Code FTS2300130
 Name IXA ARM W ANTRACITE

Luminaire Flux	465 lm	Luminaire Power	9.0 W	Efficacy	51.687 lm/W	Efficiency	100.00%
Source Flux	465 lm	Maximum value	379.13 cd/klm	Position	C=0.00 G=9.00	CG	Rotosymmetrical
Rectangular Luminaire Round Luminous Area	Length Diam.	100 mm 85 mm	Width Height	100 mm 0 mm	Height	90 mm	
Horizontal Luminous Area Emitting area on Plane 0° Emitting area on Plane 90°	0.005675 m2 0.000000 m2 0.000000 m2	Emitting area on Plane 180° Emitting area on Plane 270° Glare area at 76°	0.000000 m2 0.000000 m2 0.001373 m2				
Coordinate system Date Measurement Distance	CG 23-05-2023 0.00	Symmetry Type Maximum Gamma Angle Measurement Flux	Rotosymmetrical 180 465 lm				
LED Flux=838lm LED Power=6.7W Eff=56% EfcLed=126lm/W EfcLum=52lm/W CCT=3000K Ra=90 R9=50 SDCM=2 L70(10k)=60500h							
C.I.E. F UTE	52 82 96 100 100 1.00 D	D DIN 5040 B NBN	A40 BZ 4				

Width at 50.00 % of Max Intensity

H[m]	1.00	2.00	3.00	4.00	5.00	H[m]	1.00	2.00	3.00	4.00	5.00
OA	1.24	2.49	3.73	4.98	6.22	OC	1.24	2.49	3.73	4.98	6.22
OB	1.24	2.49	3.73	4.98	6.22	OD	1.24	2.49	3.73	4.98	6.22

	Luminous Intensities [cd/klm]									
	0	5	15	25	35	45	55	65	75	85
OA	176.20	176.29	174.72	164.00	142.54	109.97	76.00	47.64	24.22	7.83
OB	176.20	176.29	174.72	164.00	142.54	109.97	76.00	47.64	24.22	7.83
OC	176.20	176.29	174.72	164.00	142.54	109.97	76.00	47.64	24.22	7.83
OD	176.20	176.29	174.72	164.00	142.54	109.97	76.00	47.64	24.22	7.83



H[m]	D[m]	Max lux	Med lux	Alpha=51.2°+51.2°	G=0.0 Max non a G
1.00	2.49	176	55		
2.00	4.98	44	14		
3.00	7.47	20	6		
4.00	9.96	11	3		
5.00	12.45	7	2		