

Luminaire

Code 1464030A
Name VINE LIGHT T

Measurement

Code FTS2200266
Name VINE LIGHT T

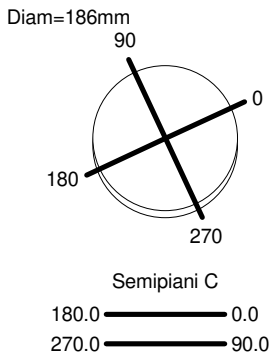
Luminaire Flux	602 lm	Luminaire Power	8.0 W	Efficacy	75.291 lm/W	Efficiency	100.00%
Source Flux	602 lm	Maximum value	335.50 cd/klm	Position	C=25.00 G=14.00	CG	Asymmetrical
Round Luminaire		Diam.	186 mm	Height	20 mm		
Round Luminous Area		Diam.	36 mm	Height	4 mm		
Horizontal Luminous Area			0.001018 m ²	Emitting area on Plane 180°			0.000144 m ²
Emitting area on Plane 0°			0.000144 m ²	Emitting area on Plane 270°			0.000144 m ²
Emitting area on Plane 90°			0.000144 m ²	Glare area at 76°			0.000386 m ²
Coordinate system		CG		Symmetry Type		Asymmetrical	
Date		04-11-2022		Maximum Gamma Angle		180	
Measurement Distance		0.00		Measurement Flux		602 lm	

LED Flux=768lm LED Power=6.2W Eff=78% EfcLed=124lm/W EfcLum=75lm/W CCT=3000K Ra=90 R9=50 SDCM=3 L70(6K)=60000h

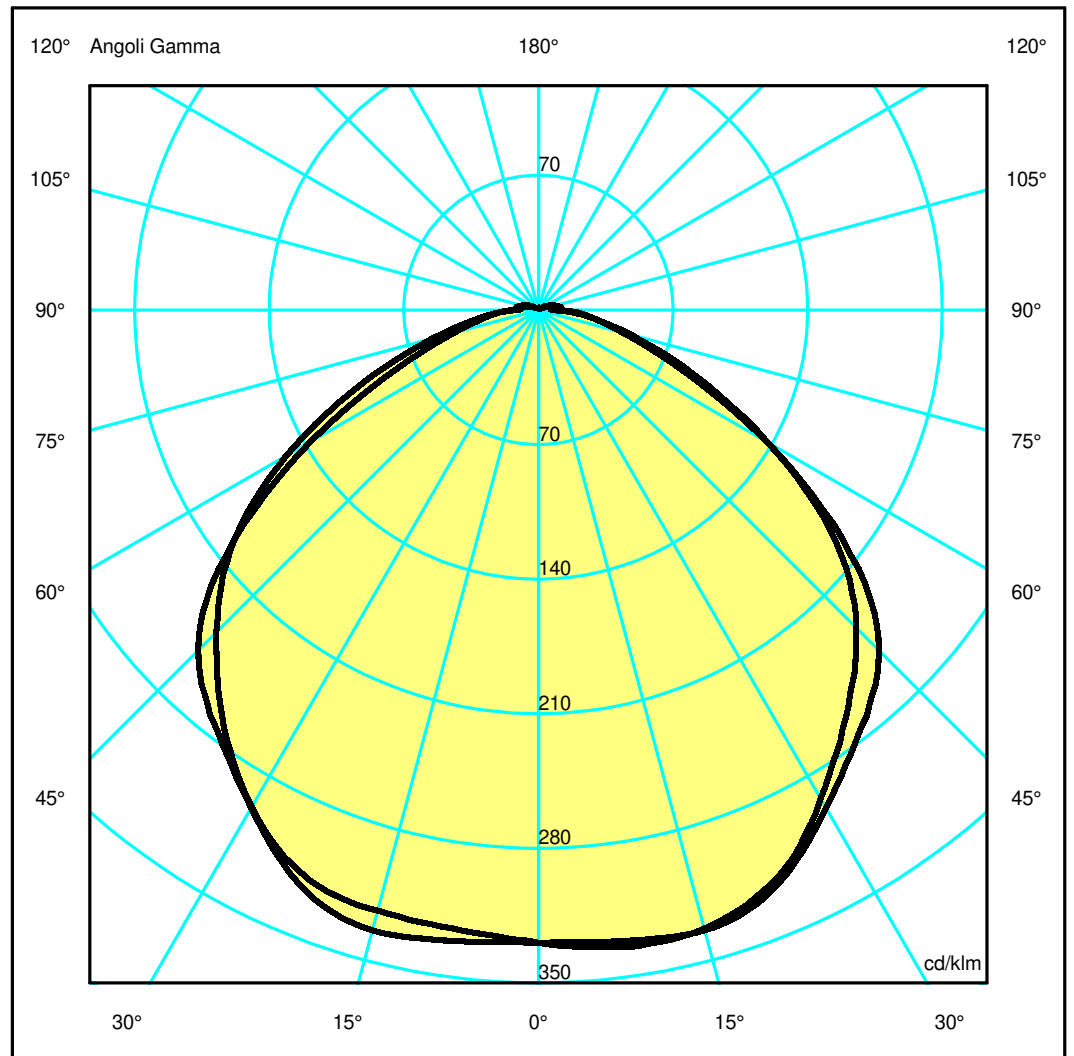
C.I.E. 48 81 95 97 100
F UTE 0.97 E + 0.03 T

D DIN 5040
B NBN

A31
BZ 4



ULOR 2.93 %
DLOR 97.07 %
RN 2.93 %



Luminaire

Code 1464030A
Name VINE LIGHT T

Measurment

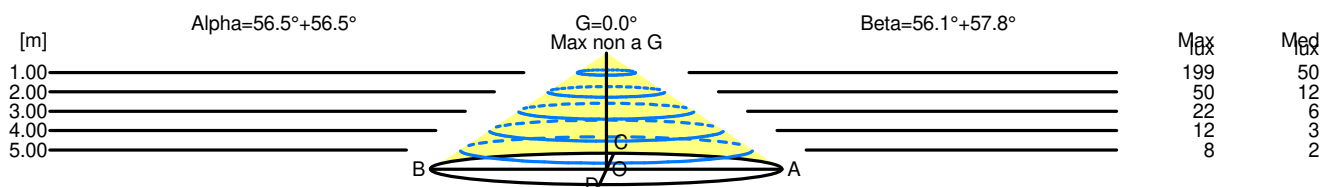
Code FTS2200266
Name VINE LIGHT T

Luminaire Flux	602 lm	Luminaire Power	8.0 W	Efficacy	75.291 lm/W	Efficiency	100.00%
Source Flux	602 lm	Maximum value	335.50 cd/klm	Position	C=25.00 G=14.00	CG	Asymmetrical
Round Luminaire		Diam.	186 mm	Height	20 mm		
Round Luminous Area		Diam.	36 mm	Height	4 mm		
Horizontal Luminous Area		0.001018 m ²		Emitting area on Plane 180°		0.000144 m ²	
Emitting area on Plane 0°		0.000144 m ²		Emitting area on Plane 270°		0.000144 m ²	
Emitting area on Plane 90°		0.000144 m ²		Glare area at 76°		0.000386 m ²	
Coordinate system		CG		Symmetry Type		Asymmetrical	
Date		04-11-2022		Maximum Gamma Angle		180	
Measurement Distance		0.00		Measurement Flux		602 lm	
LED Flux=768lm LED Power=6.2W Eff=78% EfcLed=124lm/W EfcLum=75lm/W CCT=3000K Ra=90 R9=50 SDCM=3 L70(6K)=60000h							
C.I.E.	48 81 95 97 100			D DIN 5040	A31		
F UTE	0.97 E + 0.03 T			B NBN	BZ 4		

Width at 50.00 % of Max Intensity

H[m]	1.00	2.00	3.00	4.00	5.00	H[m]	1.00	2.00	3.00	4.00	5.00
OA	1.51	3.03	4.54	6.05	7.56	OC	1.49	2.98	4.46	5.95	7.44
OB	1.51	3.03	4.54	6.05	7.56	OD	1.59	3.17	4.76	6.35	7.93

	Luminous Intensities [cd/klm]									
	0	5	15	25	35	45	55	65	75	85
OA	198.22	198.62	201.22	190.48	170.19	150.79	108.46	58.22	27.29	13.72
OB	198.22	198.62	201.22	190.48	170.19	150.79	108.46	58.22	27.29	13.72
OC	198.22	200.21	200.57	189.08	164.87	140.87	105.70	61.83	30.29	12.25
OD	198.22	196.29	194.78	188.80	168.42	142.85	112.03	69.88	34.51	14.78



H[m]	D[m]	Max lux	Med lux	Alpha=56.5°+56.5°	G=0.0° Max non a G
1.00	3.03	199	50		
2.00	6.05	50	12		
3.00	9.08	22	6		
4.00	12.10	12	3		
5.00	15.13	8	2		

H[m]	D[m]	Max lux	Med lux	Beta=57.8°+56.1°	G=0.0° Max non a G
1.00	3.07	199	50		
2.00	6.15	50	12		
3.00	9.22	22	6		
4.00	12.30	12	3		
5.00	15.37	8	2		