

Luminaire

Code BZ04805IN0+BZ05901
 Name A.39 S SHARP REFR.D+I 1184 WIN DALISIL + A.39 S/C SHARP REFR KIT LOUVRES 1184 BCO

Measurement

Code FTS2103061-A
 Name A.39 S SHARP REFR.D+I 1184 WIN DALISIL + A.39 S/C SHARP REFR KIT LOUVRES 1184 BCO

Luminaire Flux	6900 lm	Luminaire Power	58.0 W	Efficacy	118.967 lm/W	Efficiency	100.00%
Source Flux	6900 lm	Maximum value	784.48 cd/klm	Position	C=0.00 G=0.00	CG	Double Symmetrical
Rectangular Luminaire		Length	1184 mm	Width	45 mm	Height	85 mm
Rectangular Luminous Area		Length	1180 mm	Width	35 mm	Height	0 mm
Horizontal Luminous Area		0.041300 m ²		Emitting area on Plane 180°		0.000000 m ²	
Emitting area on Plane 0°		0.000000 m ²		Emitting area on Plane 270°		0.000000 m ²	
Emitting area on Plane 90°		0.000000 m ²		Glare area at 76°		0.009991 m ²	
Coordinate system		CG		Symmetry Type		Double Symmetrical	
Date		16-05-2022		Maximum Gamma Angle		180	
Measurement Distance		0.00		Measurement Flux		6900 lm	

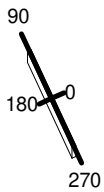
LED Flux=7804lm LED Power=52W Eff=88% EfcLed=151lm/W EfcLum=119lm/W CCT=5000K Ra=90 SDCM=3 L70(9K)=50000h

C.I.E. 98 100 100 67 100
 F UTE --

D DIN 5040
 B NBN

B61
 BZ 1

1184mm x 45mm



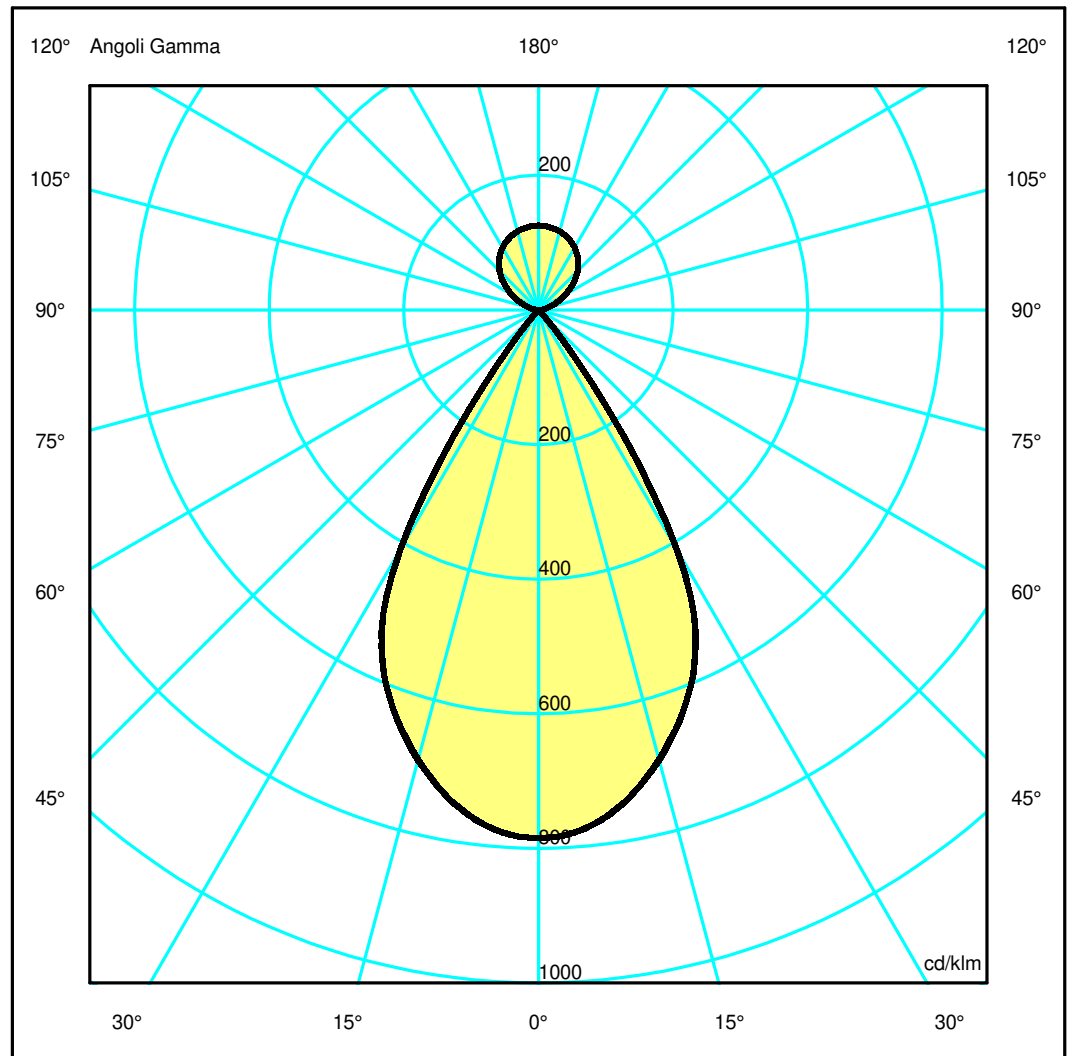
Semipiani C

180.0 — 0.0
 270.0 — 90.0

ULOR 32.86 %

DLOR 67.14 %

RN 32.86 %



Luminaire

Code BZ04805IN0+BZ05901
 Name A.39 S SHARP REFR.D+I 1184 WIN DALISIL + A.39 S/C SHARP REFR KIT LOUVRES 1184 BCO

Measurement

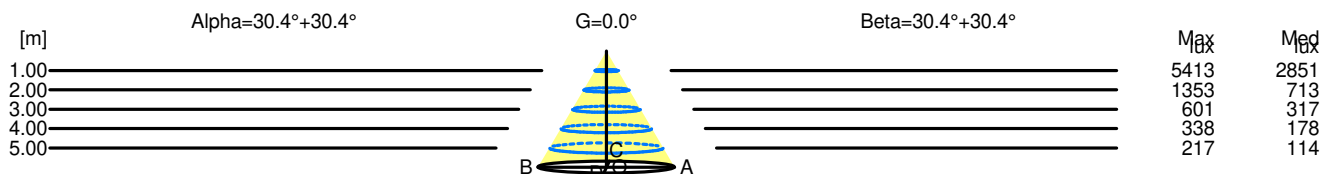
Code FTS2103061-A
 Name A.39 S SHARP REFR.D+I 1184 WIN DALISIL + A.39 S/C SHARP REFR KIT LOUVRES 1184 BCO

Luminaire Flux	6900 lm	Luminaire Power	58.0 W	Efficacy	118.967 lm/W	Efficiency	100.00%
Source Flux	6900 lm	Maximum value	784.48 cd/klm	Position	C=0.00 G=0.00	CG	Double Symmetrical
Rectangular Luminaire		Length	1184 mm	Width	45 mm	Height	85 mm
Rectangular Luminous Area		Length	1180 mm	Width	35 mm	Height	0 mm
Horizontal Luminous Area		0.041300 m2		Emitting area on Plane 180°		0.000000 m2	
Emitting area on Plane 0°		0.000000 m2		Emitting area on Plane 270°		0.000000 m2	
Emitting area on Plane 90°		0.000000 m2		Glare area at 76°		0.009991 m2	
Coordinate system		CG		Symmetry Type		Double Symmetrical	
Date		16-05-2022		Maximum Gamma Angle		180	
Measurement Distance		0.00		Measurement Flux		6900 lm	
LED Flux=7804lm LED Power=52W Eff=88% EfcLed=151lm/W EfcLum=119lm/W CCT=5000K Ra=90 SDCM=3 L70(9K)=50000h							
C.I.E.	98 100 100 67 100			D DIN 5040		B61	
F UTE	--			B NBN		BZ 1	

Width at 50.00 % of Max Intensity

H[m]	1.00	2.00	3.00	4.00	5.00	H[m]	1.00	2.00	3.00	4.00	5.00
OA	0.59	1.17	1.76	2.35	2.94	OC	0.59	1.18	1.76	2.35	2.94
OB	0.59	1.17	1.76	2.35	2.94	OD	0.59	1.18	1.76	2.35	2.94

	Luminous Intensities [cd/klm]									
	0	5	15	25	35	45	55	65	75	85
OA	5413.01	5336.65	4780.38	3808.01	1235.17	41.68	8.58	1.88	1.19	0.90
OB	5413.01	5336.65	4780.38	3808.01	1235.17	41.68	8.58	1.88	1.19	0.90
OC	5413.01	5341.97	4769.88	3810.36	1228.54	40.49	9.09	2.00	1.25	0.91
OD	5413.01	5341.97	4769.88	3810.36	1228.54	40.49	9.09	2.00	1.25	0.91



H[m]	D[m]	Max lux	Med lux	Alpha=30.4°+30.4°	G=0.0
1.00	1.17	5413	2851		
2.00	2.35	1353	713		
3.00	3.52	601	317		
4.00	4.70	338	178		
5.00	5.87	217	114		

H[m]	D[m]	Max lux	Med lux	Beta=30.4°+30.4°	G=0.0
1.00	1.18	5413	2851		
2.00	2.35	1353	713		
3.00	3.53	601	317		
4.00	4.70	338	178		
5.00	5.88	217	114		