

Luminaire

Code BZ05105IN0+BZ06001
 Name A.39 S SHARP REFR.D+I 1482 WIN DALISIL+ A.39 S'IC SHARP REFR KIT LOUVRES 1482 BCO

Measurement

Code FTS2103073-A
 Name A.39 S SHARP REFR.D+I 1482 WIN DALISIL+ A.39 S'IC SHARP REFR KIT LOUVRES 1482 BCO

Luminaire Flux	8814 lm	Luminaire Power	74.0 W	Efficacy	119.109 lm/W	Efficiency	100.00%
Source Flux	8814 lm	Maximum value	767.67 cd/klm	Position	C=0.00 G=0.00	CG	Double Symmetrical
Rectangular Luminaire		Length	1480 mm	Width	45 mm	Height	85 mm
Rectangular Luminous Area		Length	1475 mm	Width	35 mm	Height	0 mm
Horizontal Luminous Area		0.051625 m2		Emitting area on Plane 180°		0.000000 m2	
Emitting area on Plane 0°		0.000000 m2		Emitting area on Plane 270°		0.000000 m2	
Emitting area on Plane 90°		0.000000 m2		Glare area at 76°		0.012489 m2	
Coordinate system		CG		Symmetry Type		Double Symmetrical	
Date		16-05-2022		Maximum Gamma Angle		180	
Measurement Distance		0.00		Measurement Flux		8814 lm	


LED Flux=9977lm LED Power=66W Eff=88% EfcLed=150lm/W EfcLum=119lm/W CCT=5000K Ra=90 SDCM=3 L70(9K)=50000h

C.I.E. 98 100 100 66 100
 F UTE --

D DIN 5040
 B NBN

B61
 BZ 1

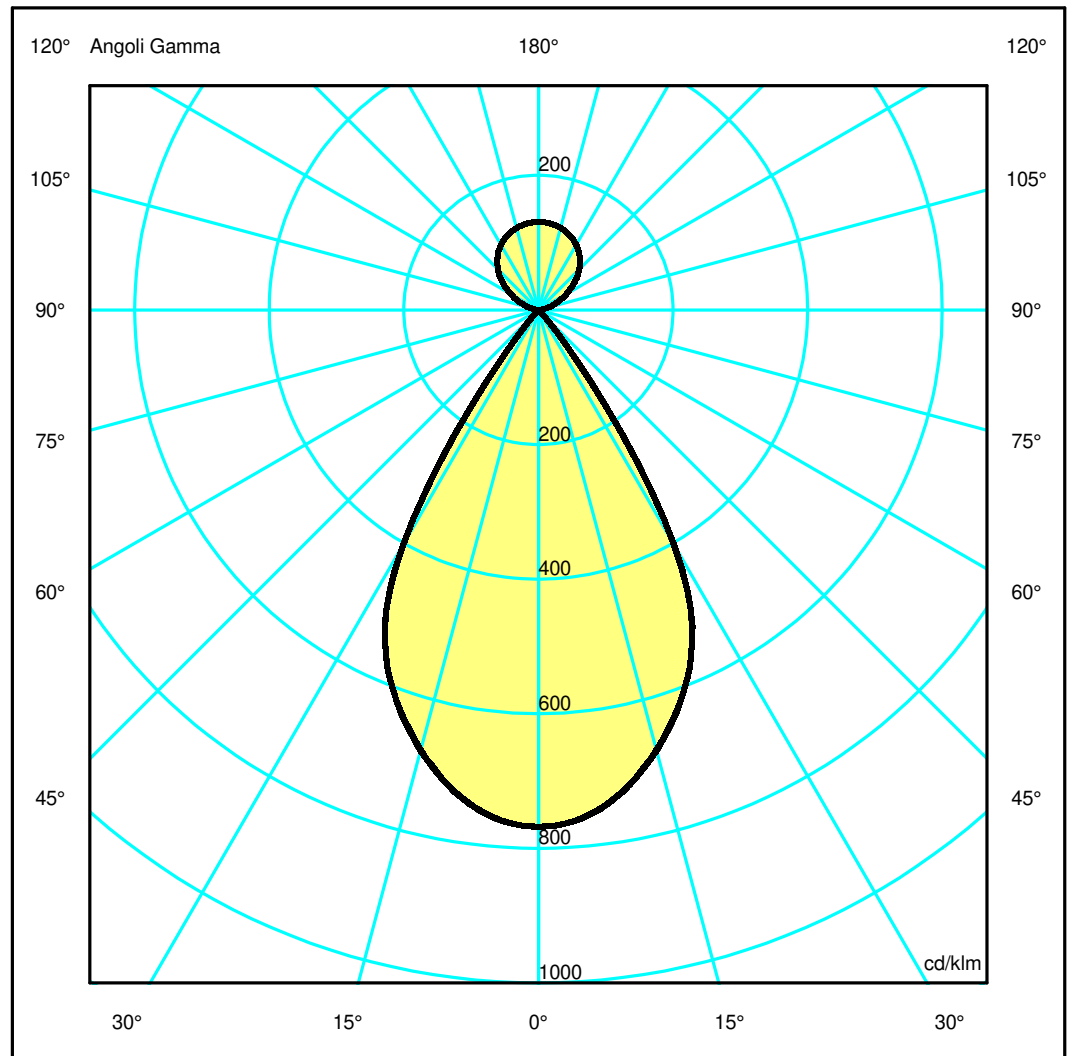
1480mm x 45mm



Sempiani C

180.0 — 0.0
 270.0 — 90.0

ULOR 34.30 %
 DLOR 65.70 %
 RN 34.30 %



Luminaire

Code BZ05105IN0+BZ06001
 Name A.39 S SHARP REFR.D+I 1482 WIN DALISIL+ A.39 S'IC SHARP REFR KIT LOUVRES 1482 BCO

Measurement

Code FTS2103073-A
 Name A.39 S SHARP REFR.D+I 1482 WIN DALISIL+ A.39 S'IC SHARP REFR KIT LOUVRES 1482 BCO

Luminaire Flux	8814 lm	Luminaire Power	74.0 W	Efficacy	119.109 lm/W	Efficiency	100.00%
Source Flux	8814 lm	Maximum value	767.67 cd/klm	Position	C=0.00 G=0.00	CG	Double Symmetrical
Rectangular Luminaire		Length	1480 mm	Width	45 mm	Height	85 mm
Rectangular Luminous Area		Length	1475 mm	Width	35 mm	Height	0 mm
Horizontal Luminous Area		0.051625 m ²		Emitting area on Plane 180°		0.000000 m ²	
Emitting area on Plane 0°		0.000000 m ²		Emitting area on Plane 270°		0.000000 m ²	
Emitting area on Plane 90°		0.000000 m ²		Glare area at 76°		0.012489 m ²	
Coordinate system		CG		Symmetry Type		Double Symmetrical	
Date		16-05-2022		Maximum Gamma Angle		180	
Measurement Distance		0.00		Measurement Flux		8814 lm	

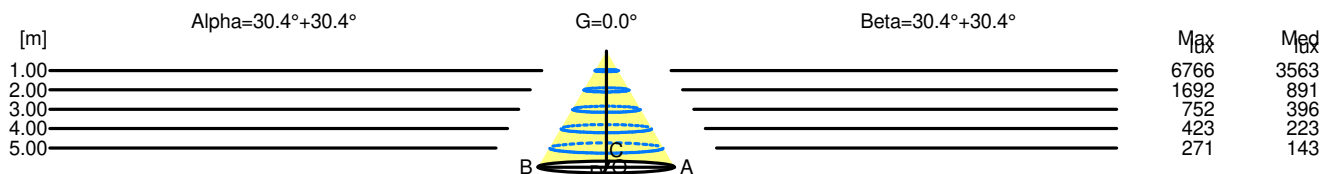
LED Flux=9977lm LED Power=66W Eff=88% EfcLed=150lm/W EfcLum=119lm/W CCT=5000K Ra=90 SDCM=3 L70(9K)=50000h

C.I.E.	98 100 100 66 100	D DIN 5040	B61
F UTE	--	B NBN	BZ 1

Width at 50.00 % of Max Intensity

H[m]	1.00	2.00	3.00	4.00	5.00	H[m]	1.00	2.00	3.00	4.00	5.00
OA	0.59	1.17	1.76	2.35	2.94	OC	0.59	1.18	1.76	2.35	2.94
OB	0.59	1.17	1.76	2.35	2.94	OD	0.59	1.18	1.76	2.35	2.94

	Luminous Intensities [cd/klm]									
	0	5	15	25	35	45	55	65	75	85
OA	6766.27	6670.82	5975.48	4760.02	1543.97	52.10	10.72	2.35	1.49	1.12
OB	6766.27	6670.82	5975.48	4760.02	1543.97	52.10	10.72	2.35	1.49	1.12
OC	6766.27	6677.47	5962.36	4762.95	1535.68	50.62	11.36	2.50	1.56	1.14
OD	6766.27	6677.47	5962.36	4762.95	1535.68	50.62	11.36	2.50	1.56	1.14



H[m]	D[m]	Max lux	Med lux	Alpha=30.4°+30.4°	G=0.0
1.00	1.17	6766	3563		
2.00	2.35	1692	891		
3.00	3.52	752	396		
4.00	4.70	423	223		
5.00	5.87	271	143		

H[m]	D[m]	Max lux	Med lux	Beta=30.4°+30.4°	G=0.0
1.00	1.18	6766	3563		
2.00	2.35	1692	891		
3.00	3.53	752	396		
4.00	4.70	423	223		
5.00	5.88	271	143		