

Luminaire

Code BZ05705IN0+BZ06204
 Name A.39 S SHARP REFR.D+I 2960 WIN DALISILA.39 S/C SHARP REFR KIT LOUVRES 2960 NRO

Measurement

Code FTS2103103-A
 Name A.39 S SHARP REFR.D+I 2960 WIN DALISILA.39 S/C SHARP REFR KIT LOUVRES 2960 NRO

Luminaire Flux	16510 lm	Luminaire Power	153.0 W	Efficacy	107.907 lm/W	Efficiency	100.00%
Source Flux	16510 lm	Maximum value	740.52 cd/klm	Position	C=0.00 G=0.00	CG	Double Symmetrical
Rectangular Luminaire		Length	2960 mm	Width	45 mm	Height	85 mm
Rectangular Luminous Area		Length	2950 mm	Width	35 mm	Height	0 mm
Horizontal Luminous Area		0.103250 m2		Emitting area on Plane 180°		0.000000 m2	
Emitting area on Plane 0°		0.000000 m2		Emitting area on Plane 270°		0.000000 m2	
Emitting area on Plane 90°		0.000000 m2		Glare area at 76°		0.024978 m2	
Coordinate system		CG		Symmetry Type		Double Symmetrical	
Date		16-05-2022		Maximum Gamma Angle		180	
Measurement Distance		0.00		Measurement Flux		16510 lm	


LED Flux=19953lm LED Power=133W Eff=83% EfcLed=150lm/W EfcLum=108lm/W CCT=5000K Ra=90 SDCM=3 L70(9K)=50000h

C.I.E. 98 100 100 63 100
 F UTE --

D DIN 5040
 B NBN

B61
 BZ 1

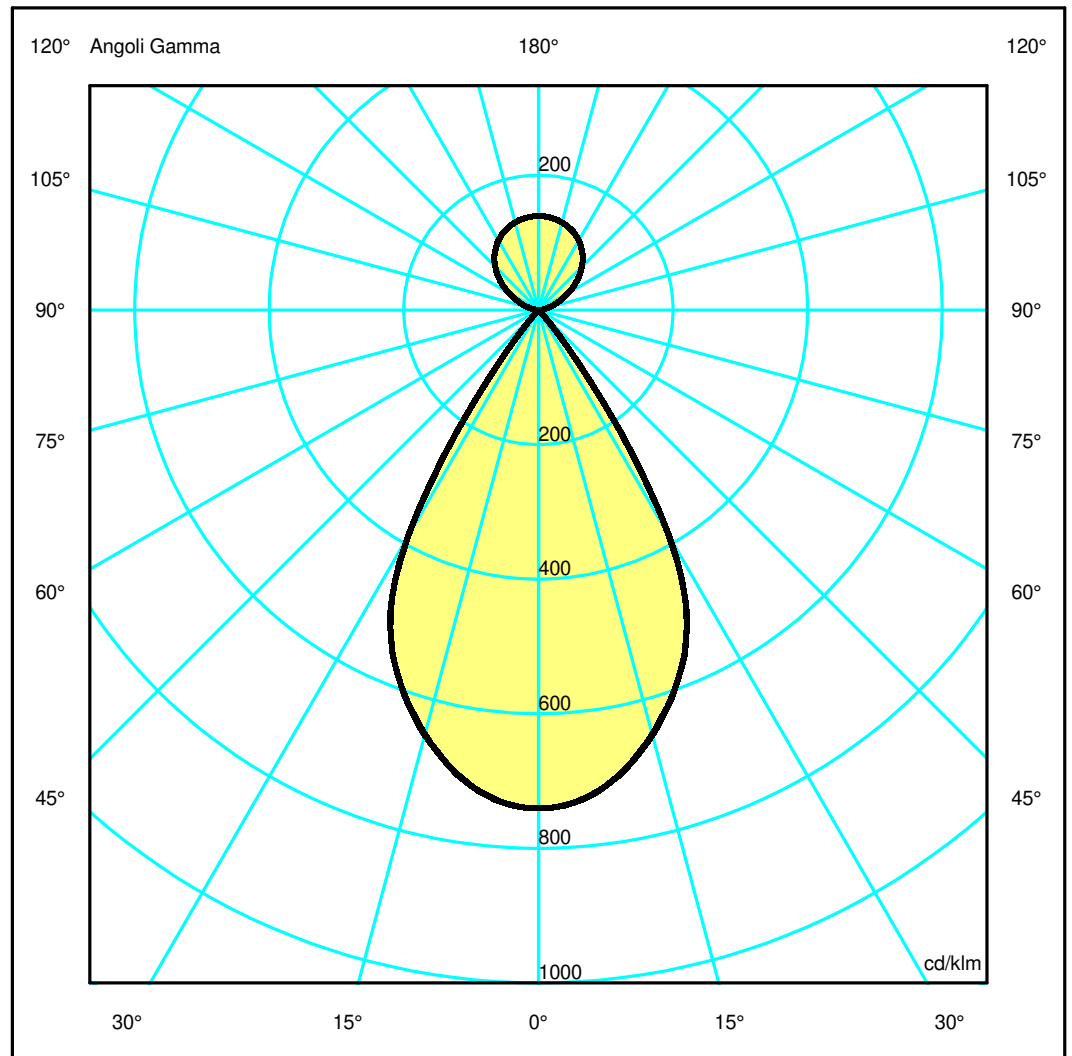
2960mm x 45mm



Sempiani C

180.0 — 0.0
 270.0 — 90.0

ULOR 36.62 %
 DLOR 63.38 %
 RN 36.62 %



Luminaire

Code BZ05705IN0+BZ06204
 Name A.39 S SHARP REFR.D+I 2960 WIN DALISILA.39 S/C SHARP REFR KIT LOUVRES 2960 NRO

Measurement

Code FTS2103103-A
 Name A.39 S SHARP REFR.D+I 2960 WIN DALISILA.39 S/C SHARP REFR KIT LOUVRES 2960 NRO

Luminaire Flux	16510 lm	Luminaire Power	153.0 W	Efficacy	107.907 lm/W	Efficiency	100.00%
Source Flux	16510 lm	Maximum value	740.52 cd/klm	Position	C=0.00 G=0.00	CG	Double Symmetrical
Rectangular Luminaire		Length	2960 mm	Width	45 mm	Height	85 mm
Rectangular Luminous Area		Length	2950 mm	Width	35 mm	Height	0 mm
Horizontal Luminous Area		0.103250 m ²		Emitting area on Plane 180°	0.000000 m ²		
Emitting area on Plane 0°		0.000000 m ²		Emitting area on Plane 270°	0.000000 m ²		
Emitting area on Plane 90°		0.000000 m ²		Glare area at 76°	0.024978 m ²		
Coordinate system		CG		Symmetry Type	Double Symmetrical		
Date		16-05-2022		Maximum Gamma Angle	180		
Measurement Distance		0.00		Measurement Flux	16510 lm		

LED Flux=19953lm LED Power=133W Eff=83% EfcLed=150lm/W EfcLum=108lm/W CCT=5000K Ra=90 SDCM=3 L70(9K)=50000h

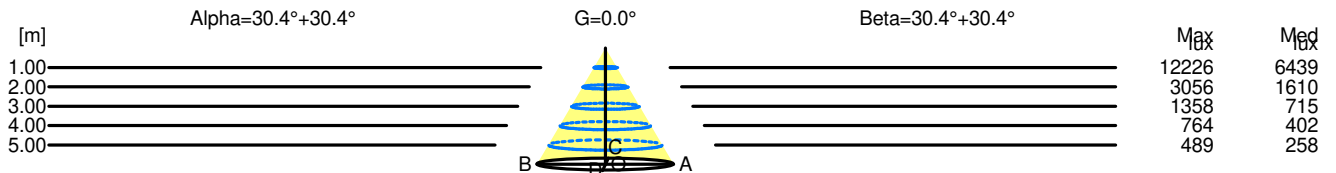
C.I.E. 98 100 100 63 100
 F UTE --

D DIN 5040 B61
 B NBN BZ 1

Width at 50.00 % of Max Intensity

H[m]	1.00	2.00	3.00	4.00	5.00	H[m]	1.00	2.00	3.00	4.00	5.00
OA	0.59	1.17	1.76	2.35	2.94	OC	0.59	1.18	1.76	2.35	2.94
OB	0.59	1.17	1.76	2.35	2.94	OD	0.59	1.18	1.76	2.35	2.94

	Luminous Intensities [cd/klm]									
	0	5	15	25	35	45	55	65	75	85
OA	12225.75	12053.27	10796.88	8600.72	2789.74	94.14	19.37	4.24	2.70	2.02
OB	12225.75	12053.27	10796.88	8600.72	2789.74	94.14	19.37	4.24	2.70	2.02
OC	12225.75	12065.29	10773.18	8606.01	2774.77	91.46	20.53	4.51	2.83	2.05
OD	12225.75	12065.29	10773.18	8606.01	2774.77	91.46	20.53	4.51	2.83	2.05



H[m]	D[m]	Max lux	Med lux	Alpha=30.4°+30.4°	G=0.0
1.00	1.17	12226	6439		
2.00	2.35	3056	1610		
3.00	3.52	1358	715		
4.00	4.70	764	402		
5.00	5.87	489	258		

H[m]	D[m]	Max lux	Med lux	Beta=30.4°+30.4°	G=0.0
1.00	1.18	12226	6439		
2.00	2.35	3056	1610		
3.00	3.53	1358	715		
4.00	4.70	764	402		
5.00	5.88	489	258		