

Luminaire

Code BZ02204+BZ05901
 Name A.39 S/C SHARP REFR.DIR 1184 830 DALINRO + KIT LOUVRES 1184 BCO

Measurement

Code FTS2102025-A
 Name A.39 S/C SHARP REFR.DIR 1184 830 DALINRO + KIT LOUVRES 1184 BCO

Luminaire Flux	5044 lm	Luminaire Power	35.0 W	Efficacy	144.114 lm/W	Efficiency	100.00%
Source Flux	5044 lm	Maximum value	1075.90 cd/klm	Position	C=80.00 G=1.00	CG	Double Symmetrical
Rectangular Luminaire		Length	1184 mm	Width	45 mm	Height	85 mm
Rectangular Luminous Area		Length	1180 mm	Width	35 mm	Height	0 mm
Horizontal Luminous Area		0.041300 m2		Emitting area on Plane 180°		0.000000 m2	
Emitting area on Plane 0°		0.000000 m2		Emitting area on Plane 270°		0.000000 m2	
Emitting area on Plane 90°		0.000000 m2		Glare area at 76°		0.009991 m2	
Coordinate system		CG		Symmetry Type		Double Symmetrical	
Date		02-11-2023		Maximum Gamma Angle		180	
Measurement Distance		0.00		Measurement Flux		5044 lm	

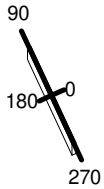
LED Flux=5573lm LED Power=31W Eff=91% EfcLed=179lm/W EfcLum=144lm/W CCT=3000K Ra=90 R9=50 SDCM=3 L70(6K)=50000h

C.I.E. 93 97 99 100 100
 F UTE 1.00 A

D DIN 5040
 B NBN

A60
 BZ 1

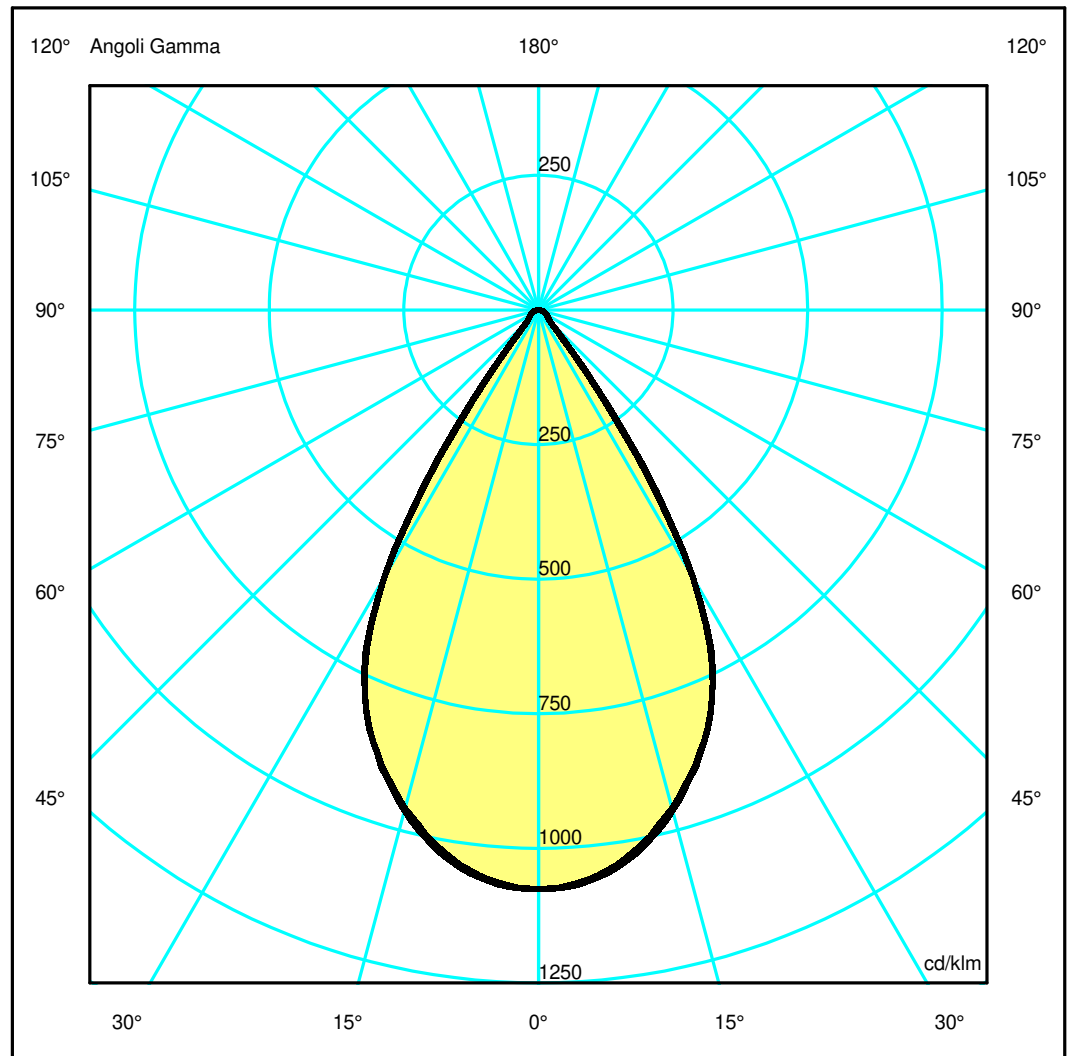
1184mm x 45mm



Semipiani C

180.0 — 0.0
 270.0 — 90.0

ULOR 0.00 %
 DLOR 100.00 %
 RN 0.00 %



Luminaire

Code BZ02204+BZ05901
Name A.39 S/C SHARP REFR.DIR 1184 830 DALINRO + KIT LOUVRES 1184 BCO

Measurerm.

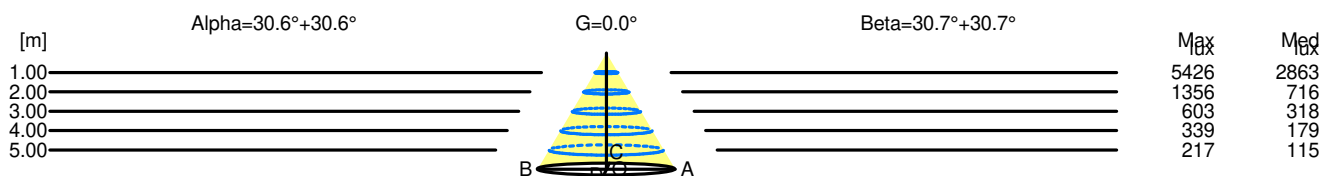
Code FTS2102025-A
Name A.39 S/C SHARP REFR.DIR 1184 830 DALINRO + KIT LOUVRES 1184 BCO

Luminaire Flux	5044 lm	Luminaire Power	35.0 W	Efficacy	144.114 lm/W	Efficiency	100.00%
Source Flux	5044 lm	Maximum value	1075.90 cd/klm	Position	C=80.00 G=1.00	CG	Double Symmetrical
Rectangular Luminaire		Length	1184 mm	Width	45 mm	Height	85 mm
Rectangular Luminous Area		Length	1180 mm	Width	35 mm	Height	0 mm
Horizontal Luminous Area		0.041300 m2		Emitting area on Plane 180°		0.000000 m2	
Emitting area on Plane 0°		0.000000 m2		Emitting area on Plane 270°		0.000000 m2	
Emitting area on Plane 90°		0.000000 m2		Glare area at 76°		0.009991 m2	
Coordinate system		CG		Symmetry Type		Double Symmetrical	
Date		02-11-2023		Maximum Gamma Angle		180	
Measurement Distance		0.00		Measurement Flux		5044 lm	
LED Flux=5573lm LED Power=31W Eff=91% EfcLed=179lm/W EfcLum=144lm/W CCT=3000K Ra=90 R9=50 SDCM=3 L70(6K)=50000h							
C.I.E.	93 97 99 100 100			D DIN 5040	A60		
F UTE	1.00 A			B NBN	BZ 1		

Width at 50.00 % of Max Intensity

H[m]	1.00	2.00	3.00	4.00	5.00	H[m]	1.00	2.00	3.00	4.00	5.00
OA	0.59	1.18	1.78	2.37	2.96	OC	0.59	1.19	1.78	2.37	2.97
OB	0.59	1.18	1.78	2.37	2.96	OD	0.59	1.19	1.78	2.37	2.97

	Luminous Intensities [cd/klm]									
	0	5	15	25	35	45	55	65	75	85
OA	5425.54	5353.92	4834.03	3858.36	1279.51	150.85	99.07	73.01	43.37	13.41
OB	5425.54	5353.92	4834.03	3858.36	1279.51	150.85	99.07	73.01	43.37	13.41
OC	5425.54	5371.30	4851.89	3859.02	1408.61	151.23	98.85	72.60	42.82	13.54
OD	5425.54	5371.30	4851.89	3859.02	1408.61	151.23	98.85	72.60	42.82	13.54



H[m]	D[m]	Max lux	Med lux	Alpha=30.6°+30.6°	G=0.0
1.00	1.18	5426	2863		
2.00	2.37	1356	716		
3.00	3.55	603	318		
4.00	4.74	339	179		
5.00	5.92	217	115		

H[m]	D[m]	Max lux	Med lux	Beta=30.7°+30.7°	G=0.0
1.00	1.19	5426	2863		
2.00	2.37	1356	716		
3.00	3.56	603	318		
4.00	4.75	339	179		
5.00	5.94	217	115		