

## Luminaire

Code BZ02501+BZ06004  
 Name A.39 S/C SHARP REFR.DIR 1482 830 DALIBCO + KIT LOUVRES 1482 NERO

## Measurement

Code FTS2102043-A  
 Name A.39 S/C SHARP REFR.DIR 1482 830 DALIBCO + KIT LOUVRES 1482 NERO

Luminaire Flux	5605 lm	Luminaire Power	43.0 W	Efficacy	130.349 lm/W	Efficiency	100.00%
Source Flux	5605 lm	Maximum value	1170.52 cd/klm	Position	C=5.00 G=1.00	CG	Double Symmetrical
Rectangular Luminaire		Length	1480 mm	Width	45 mm	Height	85 mm
Rectangular Luminous Area		Length	1475 mm	Width	35 mm	Height	0 mm
Horizontal Luminous Area		0.051625 m <sup>2</sup>		Emitting area on Plane 180°		0.000000 m <sup>2</sup>	
Emitting area on Plane 0°		0.000000 m <sup>2</sup>		Emitting area on Plane 270°		0.000000 m <sup>2</sup>	
Emitting area on Plane 90°		0.000000 m <sup>2</sup>		Glare area at 76°		0.012489 m <sup>2</sup>	
Coordinate system		CG		Symmetry Type		Double Symmetrical	
Date		02-11-2023		Maximum Gamma Angle		180	
Measurement Distance		0.00		Measurement Flux		5605 lm	


LED Flux=6966lm LED Power=39W Eff=80% EfcLed=179lm/W EfcLum=130lm/W CCT=3000K Ra=90 R9=50 SDCM=3 L70(6K)=50000h

C.I.E. 98 100 100 100 100  
 F UTE --

D DIN 5040  
 B NBN

A60  
 BZ 1

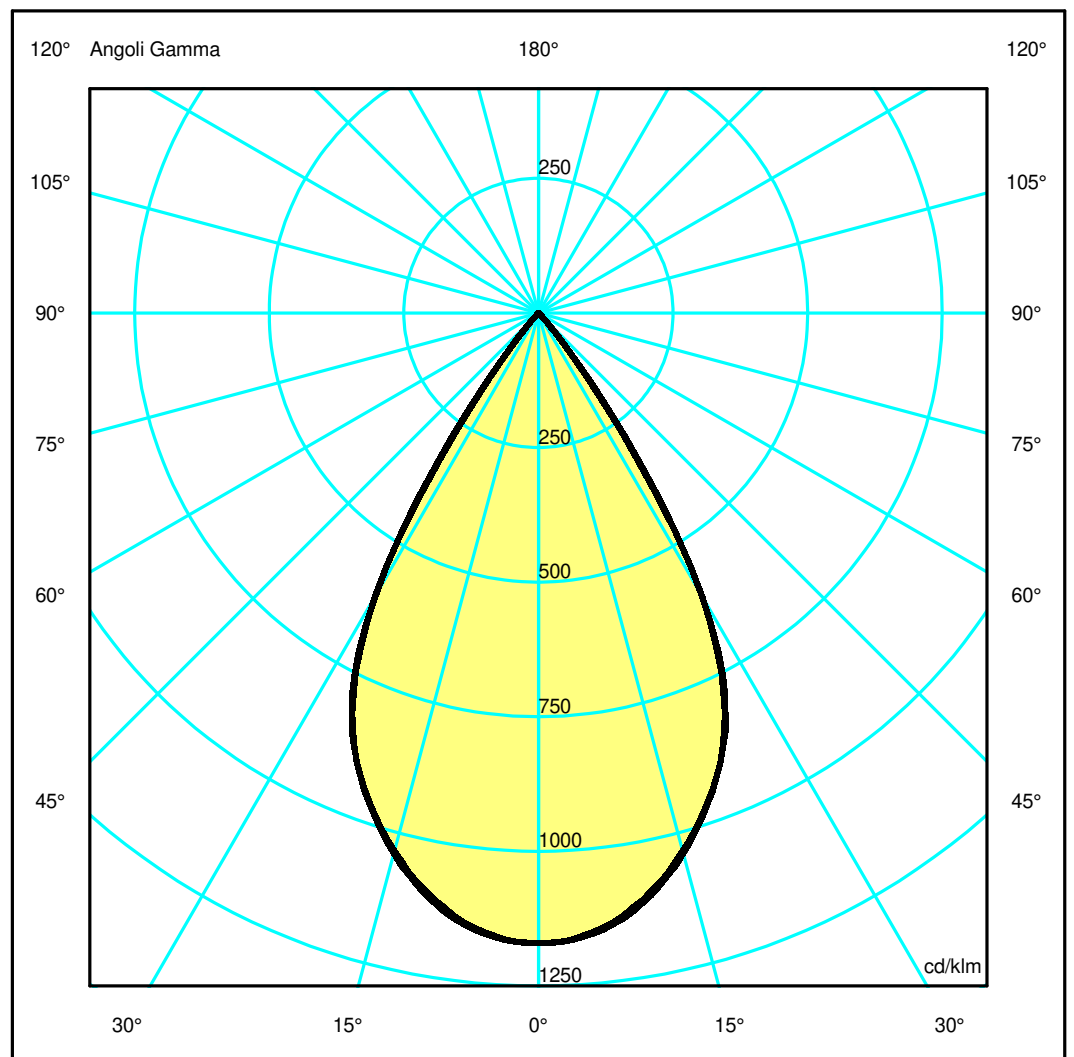
1480mm x 45mm



Semipiani C

180.0 — 0.0  
 270.0 — 90.0

ULOR 0.00 %  
 DLOR 100.00 %  
 RN 0.00 %



## Luminaire

Code BZ02501+BZ06004  
Name A.39 S/C SHARP REFR.DIR 1482 830 DALIBCO + KIT LOUVRES 1482 NERO

## Measurerm.

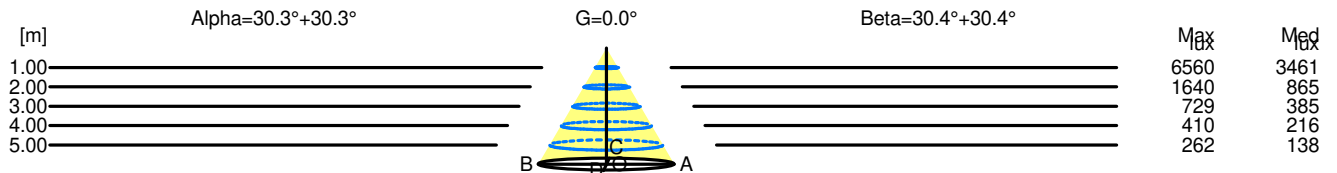
Code FTS2102043-A  
Name A.39 S/C SHARP REFR.DIR 1482 830 DALIBCO + KIT LOUVRES 1482 NERO

Luminaire Flux	5605 lm	Luminaire Power	43.0 W	Efficacy	130.349 lm/W	Efficiency	100.00%
Source Flux	5605 lm	Maximum value	1170.52 cd/klm	Position	C=5.00 G=1.00	CG	Double Symmetrical
Rectangular Luminaire		Length	1480 mm	Width	45 mm	Height	85 mm
Rectangular Luminous Area		Length	1475 mm	Width	35 mm	Height	0 mm
Horizontal Luminous Area		0.051625 m2		Emitting area on Plane 180°		0.000000 m2	
Emitting area on Plane 0°		0.000000 m2		Emitting area on Plane 270°		0.000000 m2	
Emitting area on Plane 90°		0.000000 m2		Glare area at 76°		0.012489 m2	
Coordinate system		CG		Symmetry Type		Double Symmetrical	
Date		02-11-2023		Maximum Gamma Angle		180	
Measurement Distance		0.00		Measurement Flux		5605 lm	
LED Flux=6966lm LED Power=39W Eff=80% EfcLed=179lm/W EfcLum=130lm/W CCT=3000K Ra=90 R9=50 SDCM=3 L70(6K)=50000h							
C.I.E.	98 100 100 100 100			D DIN 5040	A60		
F UTE	--			B NBN	BZ 1		

### Width at 50.00 % of Max Intensity

H[m]	1.00	2.00	3.00	4.00	5.00	H[m]	1.00	2.00	3.00	4.00	5.00
OA	0.59	1.17	1.76	2.34	2.93	OC	0.59	1.17	1.76	2.35	2.93
OB	0.59	1.17	1.76	2.34	2.93	OD	0.59	1.17	1.76	2.35	2.93

	Luminous Intensities [ cd/klm]									
	0	5	15	25	35	45	55	65	75	85
OA	6559.94	6469.65	5799.48	4604.20	1484.29	46.58	9.48	2.16	1.44	1.13
OB	6559.94	6469.65	5799.48	4604.20	1484.29	46.58	9.48	2.16	1.44	1.13
OC	6559.94	6485.90	5822.31	4588.80	1573.18	49.16	10.64	2.35	1.51	1.18
OD	6559.94	6485.90	5822.31	4588.80	1573.18	49.16	10.64	2.35	1.51	1.18



H[m]	D[m]	Max lux	Med lux	Alpha=30.3°+30.3°	G=0.0
1.00	1.17	6560	3461		
2.00	2.34	1640	865		
3.00	3.51	729	385		
4.00	4.68	410	216		
5.00	5.85	262	138		

H[m]	D[m]	Max lux	Med lux	Beta=30.4°+30.4°	G=0.0
1.00	1.17	6560	3461		
2.00	2.35	1640	865		
3.00	3.52	729	385		
4.00	4.69	410	216		
5.00	5.86	262	138		