

## Luminaire

Code BZ05201+BZ06101  
 Name A.39 S SHARP REFR.D+I 2368 830 DALIBCO + KIT LOUVRES 2368 BCO

## Measurem.

Code FTS2102097-A  
 Name A.39 S SHARP REFR.D+I 2368 830 DALIBCO + KIT LOUVRES 2368 BCO

Luminaire Flux	16238 lm	Luminaire Power	120.0 W	Efficacy	135.317 lm/W	Efficiency	100.00%
Source Flux	16238 lm	Maximum value	668.41 cd/klm	Position	C=80.00 G=1.00	CG	Double Symmetrical
Rectangular Luminaire		Length	2368 mm	Width	45 mm	Height	85 mm
Rectangular Luminous Area		Length	2363 mm	Width	35 mm	Height	0 mm
Horizontal Luminous Area		0.082705 m <sup>2</sup>		Emitting area on Plane 180°		0.000000 m <sup>2</sup>	
Emitting area on Plane 0°		0.000000 m <sup>2</sup>		Emitting area on Plane 270°		0.000000 m <sup>2</sup>	
Emitting area on Plane 90°		0.000000 m <sup>2</sup>		Glare area at 76°		0.020008 m <sup>2</sup>	
Coordinate system		CG		Symmetry Type		Double Symmetrical	
Date		02-11-2023		Maximum Gamma Angle		180	
Measurement Distance		0.00		Measurement Flux		16238 lm	


LED Flux=18562lm LED Power=103W Eff=87% EfcLed=180lm/W EfcLum=135lm/W CCT=3000K Ra=90 R9=50 SDCM=3 L70(6K)=50000h

C.I.E. 93 97 99 62 100  
 F UTE 0.62 A + 0.38 T

D DIN 5040  
 B NBN

B61  
 BZ 1

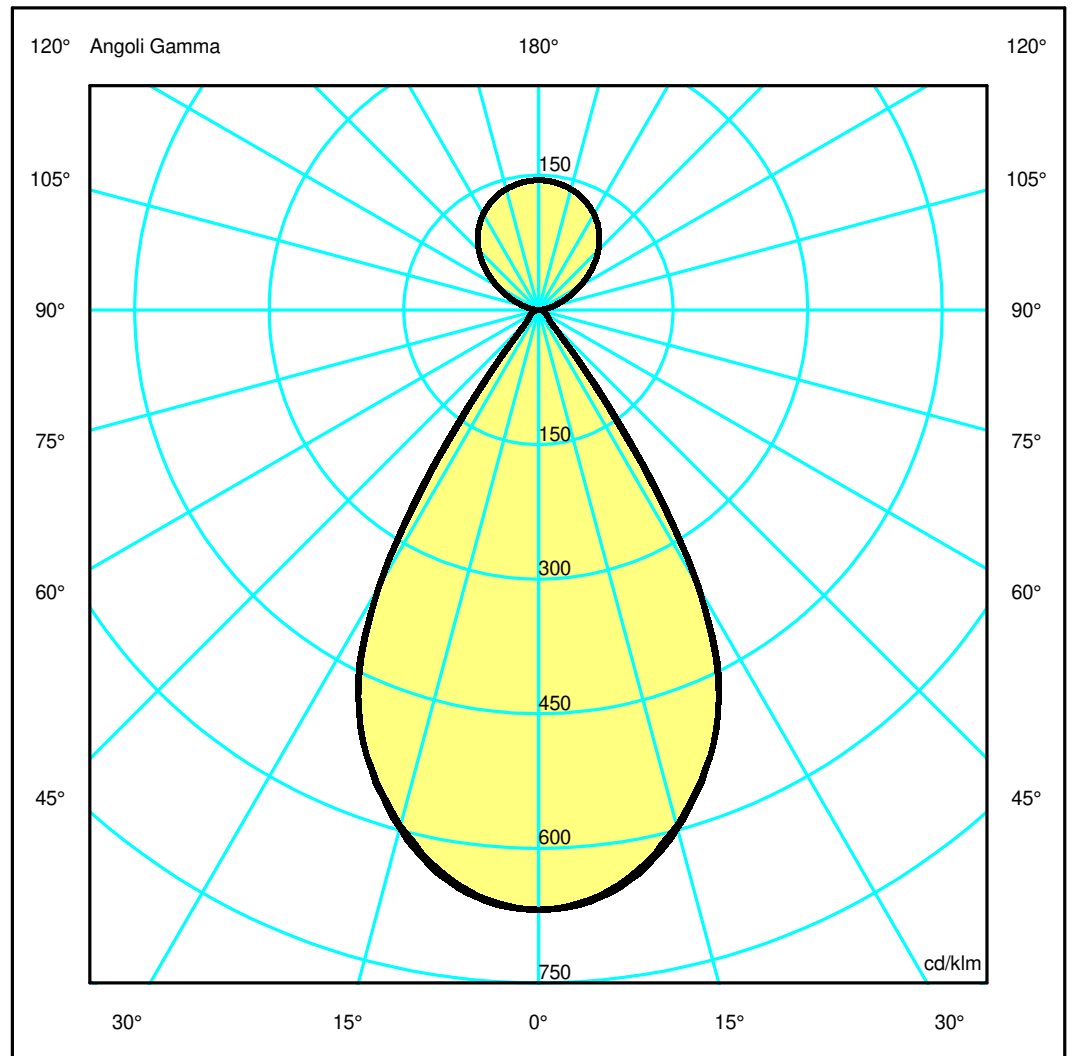
2368mm x 45mm



Semipiani C

180.0 — 0.0  
 270.0 — 90.0

ULOR 37.87 %  
 DLOR 62.13 %  
 RN 37.87 %



## Luminaire

Code BZ05201+BZ06101  
 Name A.39 S SHARP REFR.D+I 2368 830 DALIBCO + KIT LOUVRES 2368 BCO

## Measurerm.

Code FTS2102097-A  
 Name A.39 S SHARP REFR.D+I 2368 830 DALIBCO + KIT LOUVRES 2368 BCO

Luminaire Flux	16238 lm	Luminaire Power	120.0 W	Efficacy	135.317 lm/W	Efficiency	100.00%
Source Flux	16238 lm	Maximum value	668.41 cd/klm	Position	C=80.00 G=1.00	CG	Double Symmetrical
Rectangular Luminaire		Length	2368 mm	Width	45 mm	Height	85 mm
Rectangular Luminous Area		Length	2363 mm	Width	35 mm	Height	0 mm
Horizontal Luminous Area		0.082705 m2		Emitting area on Plane 180°		0.000000 m2	
Emitting area on Plane 0°		0.000000 m2		Emitting area on Plane 270°		0.000000 m2	
Emitting area on Plane 90°		0.000000 m2		Glare area at 76°		0.020008 m2	
Coordinate system		CG		Symmetry Type		Double Symmetrical	
Date		02-11-2023		Maximum Gamma Angle		180	
Measurement Distance		0.00		Measurement Flux		16238 lm	

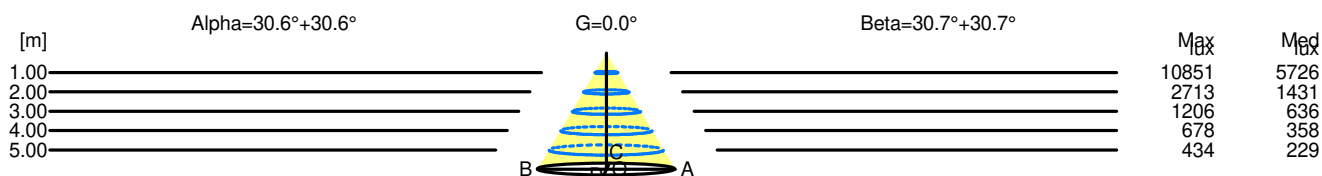
LED Flux=18562lm LED Power=103W Eff=87% EfcLed=180lm/W EfcLum=135lm/W CCT=3000K Ra=90 R9=50 SDCM=3 L70(6K)=50000h

C.I.E.	93 97 99 62 100	D DIN 5040	B61
F UTE	0.62 A + 0.38 T	B NBN	BZ 1

### Width at 50.00 % of Max Intensity

H[m]	1.00	2.00	3.00	4.00	5.00	H[m]	1.00	2.00	3.00	4.00	5.00
OA	0.59	1.18	1.78	2.37	2.96	OC	0.59	1.19	1.78	2.37	2.97
OB	0.59	1.18	1.78	2.37	2.96	OD	0.59	1.19	1.78	2.37	2.97

	Luminous Intensities [ cd/klm ]									
	0	5	15	25	35	45	55	65	75	85
OA	10851.07	10707.85	9668.06	7716.72	2559.02	301.70	198.14	146.01	86.74	26.82
OB	10851.07	10707.85	9668.06	7716.72	2559.02	301.70	198.14	146.01	86.74	26.82
OC	10851.07	10742.60	9703.79	7718.04	2817.22	302.46	197.70	145.19	85.65	27.08
OD	10851.07	10742.60	9703.79	7718.04	2817.22	302.46	197.70	145.19	85.65	27.08



H[m]	D[m]	Max lux	Med lux	Alpha=30.6°+30.6°	G=0.0
1.00	1.18	10851	5726		
2.00	2.37	2713	1431		
3.00	3.55	1206	636		
4.00	4.74	678	358		
5.00	5.92	434	229		

H[m]	D[m]	Max lux	Med lux	Beta=30.7°+30.7°	G=0.0
1.00	1.19	10851	5726		
2.00	2.37	2713	1431		
3.00	3.56	1206	636		
4.00	4.75	678	358		
5.00	5.94	434	229		