

Luminaire

Code BZ04404+BZ06201
 Name A.39 S SHARP REFR.D+I 2960 840 N/D NRO + KIT LOUVRES 2960 BCO

Measurement

Code FTS2102205-A
 Name A.39 S SHARP REFR.D+I 2960 840 N/D NRO + KIT LOUVRES 2960 BCO

Luminaire Flux	20597 lm	Luminaire Power	153.0 W	Efficacy	134.621 lm/W	Efficiency	100.00%
Source Flux	20597 lm	Maximum value	693.48 cd/klm	Position	C=80.00 G=1.00	CG	Double Symmetrical
Rectangular Luminaire		Length	2960 mm	Width	45 mm	Height	85 mm
Rectangular Luminous Area		Length	2950 mm	Width	35 mm	Height	0 mm
Horizontal Luminous Area		0.103250 m ²		Emitting area on Plane 180°		0.000000 m ²	
Emitting area on Plane 0°		0.000000 m ²		Emitting area on Plane 270°		0.000000 m ²	
Emitting area on Plane 90°		0.000000 m ²		Glare area at 76°		0.024978 m ²	
Coordinate system		CG		Symmetry Type		Double Symmetrical	
Date		08-11-2023		Maximum Gamma Angle		180	
Measurement Distance		0.00		Measurement Flux		20597 lm	


LED Flux=23270lm LED Power=133W Eff=89% EfcLed=175lm/W EfcLum=135lm/W CCT=4000K Ra=90 R9=50 SDCM=3 L70(6K)=50000h

C.I.E. 93 97 99 64 100
 F UTE 0.64 A + 0.36 T

D DIN 5040
 B NBN

B61
 BZ 1

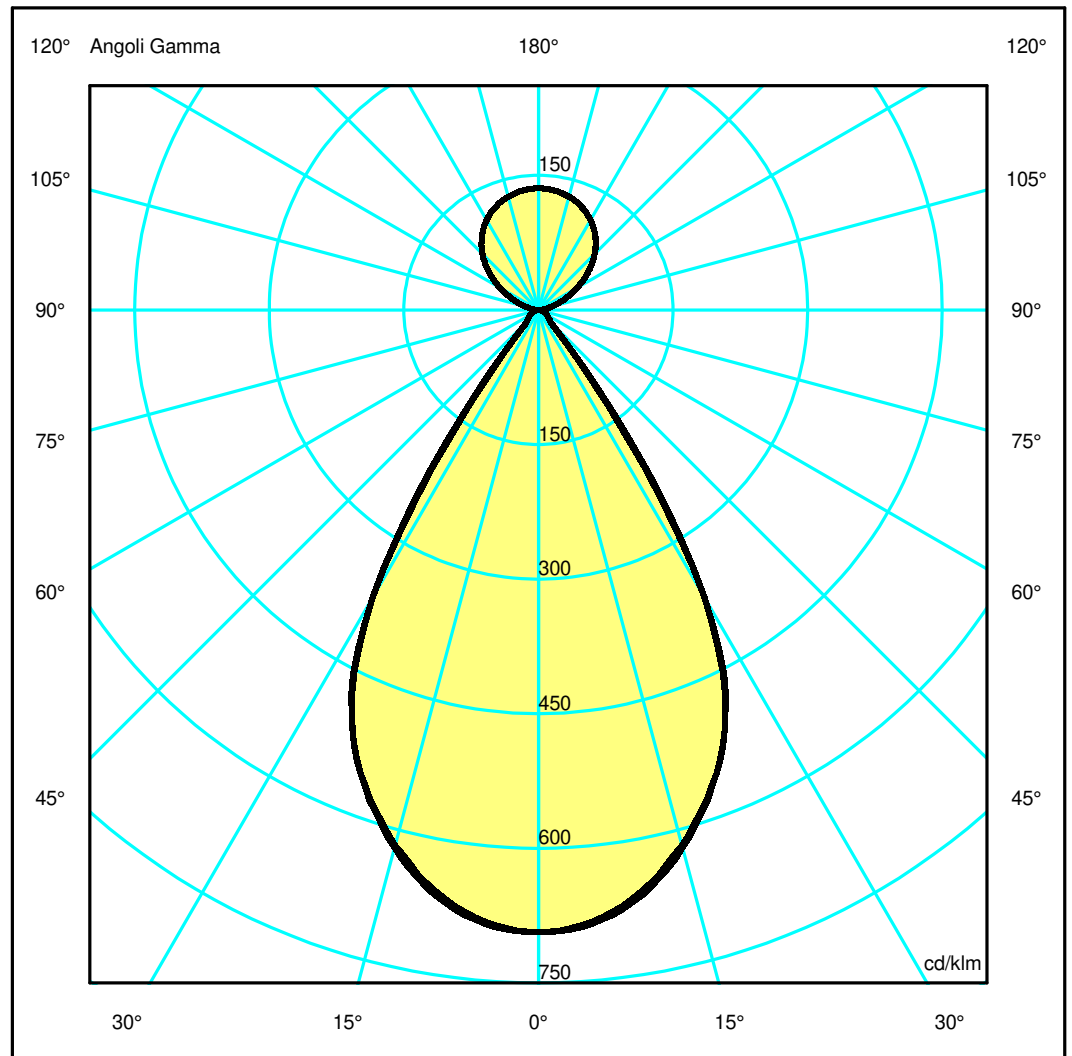
2960mm x 45mm



Semipiani C

180.0 — 0.0
 270.0 — 90.0

ULOR 35.54 %
 DLOR 64.46 %
 RN 35.54 %



Luminaire

Code BZ04404+BZ06201
Name A.39 S SHARP REFR.D+I 2960 840 N/D NRO + KIT LOUVRES 2960 BCO

Measurem.

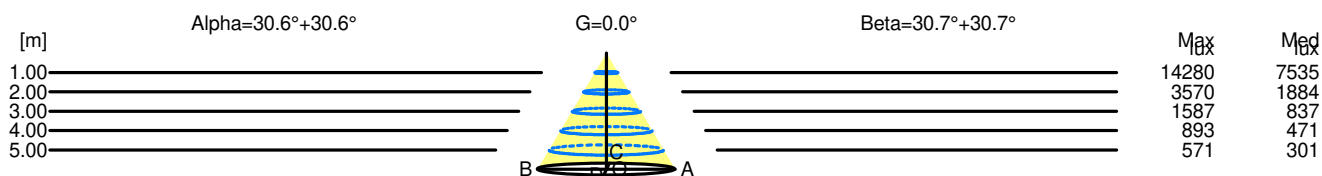
Code FTS2102205-A
Name A.39 S SHARP REFR.D+I 2960 840 N/D NRO + KIT LOUVRES 2960 BCO

Luminaire Flux	20597 lm	Luminaire Power	153.0 W	Efficacy	134.621 lm/W	Efficiency	100.00%
Source Flux	20597 lm	Maximum value	693.48 cd/klm	Position	C=80.00 G=1.00	CG	Double Symmetrical
Rectangular Luminaire		Length	2960 mm	Width	45 mm	Height	85 mm
Rectangular Luminous Area		Length	2950 mm	Width	35 mm	Height	0 mm
Horizontal Luminous Area		0.103250 m2		Emitting area on Plane 180°		0.000000 m2	
Emitting area on Plane 0°		0.000000 m2		Emitting area on Plane 270°		0.000000 m2	
Emitting area on Plane 90°		0.000000 m2		Glare area at 76°		0.024978 m2	
Coordinate system		CG		Symmetry Type		Double Symmetrical	
Date		08-11-2023		Maximum Gamma Angle		180	
Measurement Distance		0.00		Measurement Flux		20597 lm	
LED Flux=23270lm LED Power=133W Eff=89% EfcLed=175lm/W EfcLum=135lm/W CCT=4000K Ra=90 R9=50 SDCM=3 L70(6K)=50000h							
C.I.E.	93 97 99 64 100			D DIN 5040	B61		
F UTE	0.64 A + 0.36 T			B NBN	BZ 1		

Width at 50.00 % of Max Intensity

H[m]	1.00	2.00	3.00	4.00	5.00	H[m]	1.00	2.00	3.00	4.00	5.00
OA	0.59	1.18	1.78	2.37	2.96	OC	0.59	1.19	1.78	2.37	2.97
OB	0.59	1.18	1.78	2.37	2.96	OD	0.59	1.19	1.78	2.37	2.97

	Luminous Intensities [cd/klm]									
	0	5	15	25	35	45	55	65	75	85
OA	14280.22	14091.73	12723.35	10155.35	3367.71	397.05	260.75	192.15	114.15	35.29
OB	14280.22	14091.73	12723.35	10155.35	3367.71	397.05	260.75	192.15	114.15	35.29
OC	14280.22	14137.47	12770.37	10157.09	3707.51	398.05	260.18	191.08	112.71	35.64
OD	14280.22	14137.47	12770.37	10157.09	3707.51	398.05	260.18	191.08	112.71	35.64



H[m]	D[m]	Max lux	Med lux	Alpha=30.6°+30.6°	G=0.0
1.00	1.18	14280	7535		
2.00	2.37	3570	1884		
3.00	3.55	1587	837		
4.00	4.74	893	471		
5.00	5.92	571	301		

H[m]	D[m]	Max lux	Med lux	Beta=30.7°+30.7°	G=0.0
1.00	1.19	14280	7535		
2.00	2.37	3570	1884		
3.00	3.56	1587	837		
4.00	4.75	893	471		
5.00	5.94	571	301		