

## Luminaire

Code BZ05005+BZ06004  
 Name A.39 S SHARP REFR.D+I 1482 840 DALISIL + KIT LOUVRES 1482 NRO

## Measurement

Code FTS2102187-A  
 Name A.39 S SHARP REFR.D+I 1482 840 DALISIL + KIT LOUVRES 1482 NRO

Luminaire Flux	9561 lm	Luminaire Power	74.0 W	Efficacy	129.203 lm/W	Efficiency	100.00%
Source Flux	9561 lm	Maximum value	722.44 cd/klm	Position	C=5.00 G=1.00	CG	Double Symmetrical
Rectangular Luminaire		Length	1480 mm	Width	45 mm	Height	85 mm
Rectangular Luminous Area		Length	1475 mm	Width	35 mm	Height	0 mm
Horizontal Luminous Area		0.051625 m <sup>2</sup>		Emitting area on Plane 180°		0.000000 m <sup>2</sup>	
Emitting area on Plane 0°		0.000000 m <sup>2</sup>		Emitting area on Plane 270°		0.000000 m <sup>2</sup>	
Emitting area on Plane 90°		0.000000 m <sup>2</sup>		Glare area at 76°		0.012489 m <sup>2</sup>	
Coordinate system		CG		Symmetry Type		Double Symmetrical	
Date		08-11-2023		Maximum Gamma Angle		180	
Measurement Distance		0.00		Measurement Flux		9561 lm	

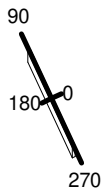
LED Flux=11635lm LED Power=66W Eff=82% EfcLed=175lm/W EfcLum=129lm/W CCT=4000K Ra=90 R9=50 SDCM=3 L70(6K)=50000h

C.I.E. 98 100 100 62 100  
 F UTE --

D DIN 5040  
 B NBN

B61  
 BZ 1

1480mm x 45mm



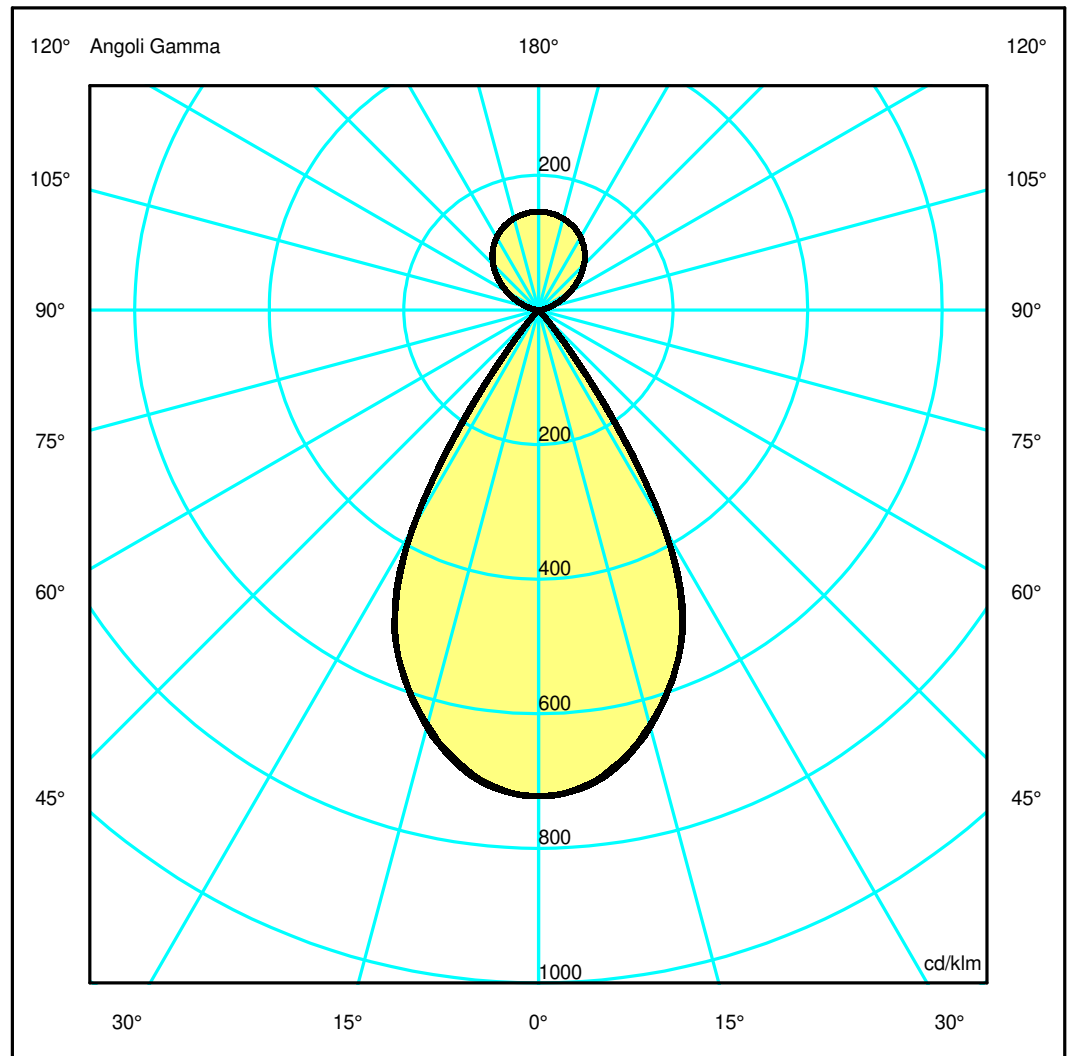
Semipiani C

180.0 — 0.0  
 270.0 — 90.0

ULOR 38.28 %

DLOR 61.72 %

RN 38.28 %



## Luminaire

Code BZ05005+BZ06004  
Name A.39 S SHARP REFR.D+I 1482 840 DALISIL + KIT LOUVRES 1482 NRO

## Measurem.

Code FTS2102187-A  
Name A.39 S SHARP REFR.D+I 1482 840 DALISIL + KIT LOUVRES 1482 NRO

Luminaire Flux	9561 lm	Luminaire Power	74.0 W	Efficacy	129.203 lm/W	Efficiency	100.00%
Source Flux	9561 lm	Maximum value	722.44 cd/klm	Position	C=5.00 G=1.00	CG	Double Symmetrical
Rectangular Luminaire		Length	1480 mm	Width	45 mm	Height	85 mm
Rectangular Luminous Area		Length	1475 mm	Width	35 mm	Height	0 mm
Horizontal Luminous Area		0.051625 m <sup>2</sup>		Emitting area on Plane 180°		0.000000 m <sup>2</sup>	
Emitting area on Plane 0°		0.000000 m <sup>2</sup>		Emitting area on Plane 270°		0.000000 m <sup>2</sup>	
Emitting area on Plane 90°		0.000000 m <sup>2</sup>		Glare area at 76°		0.012489 m <sup>2</sup>	
Coordinate system		CG		Symmetry Type		Double Symmetrical	
Date		08-11-2023		Maximum Gamma Angle		180	
Measurement Distance		0.00		Measurement Flux		9561 lm	

LED Flux=11635lm LED Power=66W Eff=82% EfcLed=175lm/W EfcLum=129lm/W CCT=4000K Ra=90 R9=50 SDCM=3 L70(6K)=50000h

C.I.E. 98 100 100 62 100  
F UTE --

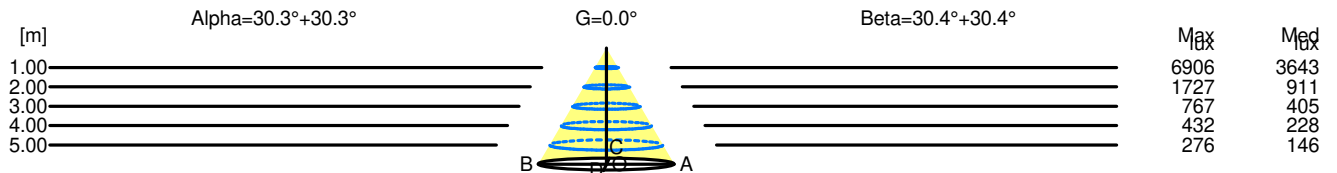
D DIN 5040  
B NBN

B61  
BZ 1

### Width at 50.00 % of Max Intensity

H[m]	1.00	2.00	3.00	4.00	5.00	H[m]	1.00	2.00	3.00	4.00	5.00
OA	0.59	1.17	1.76	2.34	2.93	OC	0.59	1.17	1.76	2.35	2.93
OB	0.59	1.17	1.76	2.34	2.93	OD	0.59	1.17	1.76	2.35	2.93

	Luminous Intensities [ cd/klm]									
	0	5	15	25	35	45	55	65	75	85
OA	6906.37	6811.32	6105.75	4847.34	1562.68	49.04	9.98	2.27	1.52	1.19
OB	6906.37	6811.32	6105.75	4847.34	1562.68	49.04	9.98	2.27	1.52	1.19
OC	6906.37	6828.42	6129.79	4831.14	1656.26	51.76	11.21	2.48	1.59	1.24
OD	6906.37	6828.42	6129.79	4831.14	1656.26	51.76	11.21	2.48	1.59	1.24



H[m]	D[m]	Max lux	Med lux	Alpha=30.3°+30.3°	G=0.0
1.00	1.17	6906	3643		
2.00	2.34	1727	911		
3.00	3.51	767	405		
4.00	4.68	432	228		
5.00	5.85	276	146		

H[m]	D[m]	Max lux	Med lux	Beta=30.4°+30.4°	G=0.0
1.00	1.17	6906	3643		
2.00	2.35	1727	911		
3.00	3.52	767	405		
4.00	4.69	432	228		
5.00	5.86	276	146		