

Luminaire

Code CD110104+BZ05901
 Name A.39 SHARP REFR SMD 3K 1200X300 DALI NRO + A.39 S/C SHARP REFR KIT LOUVRES 1184 BCO

Measurement

Code FTS2200017-A
 Name A.39 SHARP REFR SMD 3K 1200X300 DALI NRO + A.39 S/C SHARP REFR KIT LOUVRES 1184 BCO

Luminaire Flux	5044 lm	Luminaire Power	35.0 W	Efficacy	144.116 lm/W	Efficiency	100.00%
Source Flux	5044 lm	Maximum value	1075.90 cd/klm	Position	C=80.00 G=1.00	CG	Double Symmetrical
Rectangular Luminaire		Length	1200 mm	Width	300 mm	Height	30 mm
Rectangular Luminous Area		Length	560 mm	Width	70 mm	Height	0 mm
Horizontal Luminous Area		0.039200 m ²		Emitting area on Plane 180°	0.000000 m ²		
Emitting area on Plane 0°		0.000000 m ²		Emitting area on Plane 270°	0.000000 m ²		
Emitting area on Plane 90°		0.000000 m ²		Glare area at 76°	0.009483 m ²		
Coordinate system		CG		Symmetry Type	Double Symmetrical		
Date		01-12-2022		Maximum Gamma Angle	180		
Measurement Distance		0.00		Measurement Flux	5044 lm		

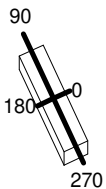
LED Flux=5573lm LED Power=31W Eff=91% EfcLed=179lm/W EfcLum=144lm/W CCT=3000K Ra=90 R9=50 SDCM=3 L70(6K)=50000h

C.I.E. 93 97 99 100 100
 F UTE 1.00 A

D DIN 5040
 B NBN

A60
 BZ 1

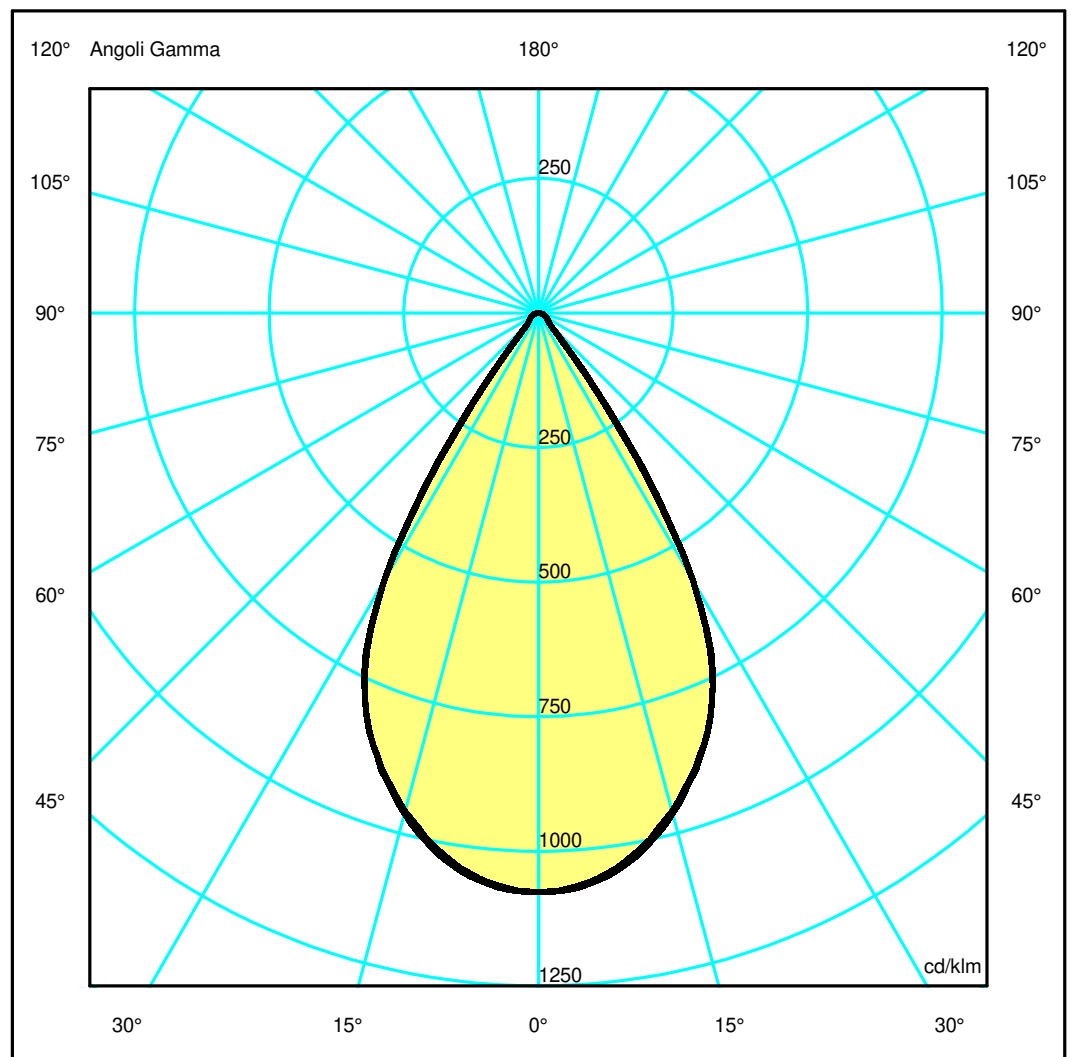
1200mm x 300mm



Semipiani C

180.0 — 0.0
 270.0 — 90.0

ULOR 0.00 %
 DLOR 100.00 %
 RN 0.00 %



Luminaire

Code CD110104+BZ05901
 Name A.39 SHARP REFR SMD 3K 1200X300 DALI NRO + A.39 S/C SHARP REFR KIT LOUVRES 1184 BCO

Measurement

Code FTS2200017-A
 Name A.39 SHARP REFR SMD 3K 1200X300 DALI NRO + A.39 S/C SHARP REFR KIT LOUVRES 1184 BCO

Luminaire Flux	5044 lm	Luminaire Power	35.0 W	Efficacy	144.116 lm/W	Efficiency	100.00%
Source Flux	5044 lm	Maximum value	1075.90 cd/klm	Position	C=80.00 G=1.00	CG	Double Symmetrical
Rectangular Luminaire		Length	1200 mm	Width	300 mm	Height	30 mm
Rectangular Luminous Area		Length	560 mm	Width	70 mm	Height	0 mm
Horizontal Luminous Area		0.039200 m2		Emitting area on Plane 180°		0.000000 m2	
Emitting area on Plane 0°		0.000000 m2		Emitting area on Plane 270°		0.000000 m2	
Emitting area on Plane 90°		0.000000 m2		Glare area at 76°		0.009483 m2	
Coordinate system		CG		Symmetry Type		Double Symmetrical	
Date		01-12-2022		Maximum Gamma Angle		180	
Measurement Distance		0.00		Measurement Flux		5044 lm	

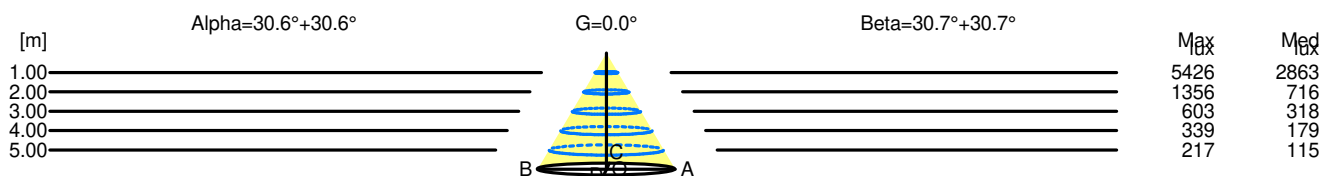
LED Flux=5573lm LED Power=31W Eff=91% EfcLed=179lm/W EfcLum=144lm/W CCT=3000K Ra=90 R9=50 SDCM=3 L70(6K)=50000h

C.I.E.	93 97 99 100 100	D DIN 5040	A60
F UTE	1.00 A	B NBN	BZ 1

Width at 50.00 % of Max Intensity

H[m]	1.00	2.00	3.00	4.00	5.00	H[m]	1.00	2.00	3.00	4.00	5.00
OA	0.59	1.18	1.78	2.37	2.96	OC	0.59	1.19	1.78	2.37	2.97
OB	0.59	1.18	1.78	2.37	2.96	OD	0.59	1.19	1.78	2.37	2.97

	Luminous Intensities [cd/klm]									
	0	5	15	25	35	45	55	65	75	85
OA	5425.59	5353.98	4834.08	3858.40	1279.52	150.85	99.07	73.01	43.37	13.41
OB	5425.59	5353.98	4834.08	3858.40	1279.52	150.85	99.07	73.01	43.37	13.41
OC	5425.59	5371.36	4851.94	3859.06	1408.62	151.23	98.85	72.60	42.82	13.54
OD	5425.59	5371.36	4851.94	3859.06	1408.62	151.23	98.85	72.60	42.82	13.54



H[m]	D[m]	Max lux	Med lux	Alpha=30.6°+30.6°	G=0.0
1.00	1.18	5426	2863		
2.00	2.37	1356	716		
3.00	3.55	603	318		
4.00	4.74	339	179		
5.00	5.92	217	115		

H[m]	D[m]	Max lux	Med lux	Beta=30.7°+30.7°	G=0.0
1.00	1.19	5426	2863		
2.00	2.37	1356	716		
3.00	3.56	603	318		
4.00	4.75	339	179		
5.00	5.94	217	115		