

Luminaire

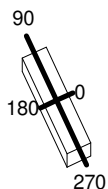
Code CD111101+BZ05901
 Name A.39 SHARP REFR SMD 4K 1200X300 DALI BCO + A.39 S\IC SHARP REFR KIT LOUVRES 1184 BCO

Measurement

Code FTS2200019-A
 Name A.39 SHARP REFR SMD 4K 1200X300 DALI BCO + A.39 S\IC SHARP REFR KIT LOUVRES 1184 BCO

Luminaire Flux	5311 lm	Luminaire Power	35.0 W	Efficacy	151.743 lm/W	Efficiency	100.00%
Source Flux	5311 lm	Maximum value	1075.90 cd/klm	Position	C=80.00 G=1.00	CG	Double Symmetrical
Rectangular Luminaire		Length	1200 mm	Width	300 mm	Height	30 mm
Rectangular Luminous Area		Length	560 mm	Width	70 mm	Height	0 mm
Horizontal Luminous Area		0.039200 m2		Emitting area on Plane 180°		0.000000 m2	
Emitting area on Plane 0°		0.000000 m2		Emitting area on Plane 270°		0.000000 m2	
Emitting area on Plane 90°		0.000000 m2		Glare area at 76°		0.009483 m2	
Coordinate system		CG		Symmetry Type		Double Symmetrical	
Date		08-11-2023		Maximum Gamma Angle		180	
Measurement Distance		0.00		Measurement Flux		5311 lm	
LED Flux=5867lm LED Power=31W Eff=91% EfcLed=188lm/W EfcLum=152lm/W CCT=4000K Ra=90 R9=50 SDCM=3 L70(6K)=50000h							
C.I.E.	93 97 99 100 100			D DIN 5040	A60		
F UTE	1.00 A			B NBN	BZ 1		

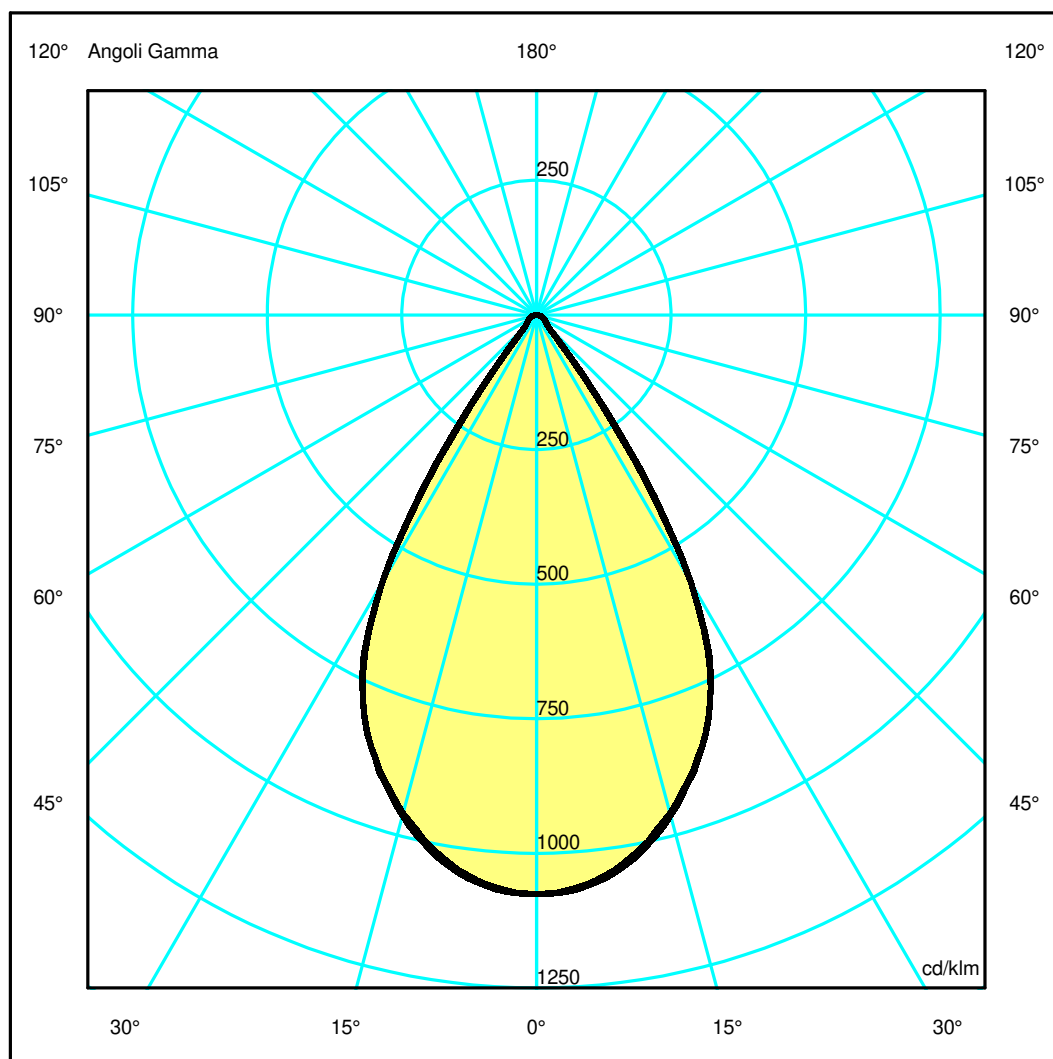
1200mm x 300mm



Semipiani C

180.0 — 0.0
 270.0 — 90.0

ULOR 0.00 %
 DLOR 100.00 %
 RN 0.00 %



Luminaire

Code CD111101+BZ05901
 Name A.39 SHARP REFR SMD 4K 1200X300 DALI BCO + A.39 S\C SHARP REFR KIT LOUVRES 1184 BCO

Measurement

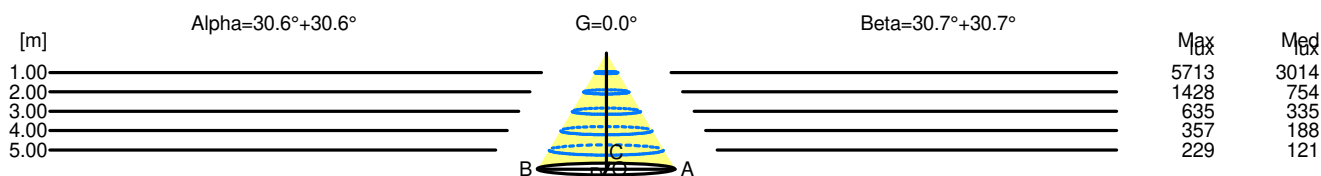
Code FTS2200019-A
 Name A.39 SHARP REFR SMD 4K 1200X300 DALI BCO + A.39 S\C SHARP REFR KIT LOUVRES 1184 BCO

Luminaire Flux	5311 lm	Luminaire Power	35.0 W	Efficacy	151.743 lm/W	Efficiency	100.00%
Source Flux	5311 lm	Maximum value	1075.90 cd/klm	Position	C=80.00 G=1.00	CG	Double Symmetrical
Rectangular Luminaire		Length	1200 mm	Width	300 mm	Height	30 mm
Rectangular Luminous Area		Length	560 mm	Width	70 mm	Height	0 mm
Horizontal Luminous Area		0.039200 m ²		Emitting area on Plane 180°		0.000000 m ²	
Emitting area on Plane 0°		0.000000 m ²		Emitting area on Plane 270°		0.000000 m ²	
Emitting area on Plane 90°		0.000000 m ²		Glare area at 76°		0.009483 m ²	
Coordinate system		CG		Symmetry Type		Double Symmetrical	
Date		08-11-2023		Maximum Gamma Angle		180	
Measurement Distance		0.00		Measurement Flux		5311 lm	
LED Flux=5867lm LED Power=31W Eff=91% EfcLed=188lm/W EfcLum=152lm/W CCT=4000K Ra=90 R9=50 SDCM=3 L70(6K)=50000h							
C.I.E.	93 97 99 100 100			D DIN 5040	A60		
F UTE	1.00 A			B NBN	BZ 1		

Width at 50.00 % of Max Intensity

H[m]	1.00	2.00	3.00	4.00	5.00	H[m]	1.00	2.00	3.00	4.00	5.00
OA	0.59	1.18	1.78	2.37	2.96	OC	0.59	1.19	1.78	2.37	2.97
OB	0.59	1.18	1.78	2.37	2.96	OD	0.59	1.19	1.78	2.37	2.97

	Luminous Intensities [cd/klm]									
	0	5	15	25	35	45	55	65	75	85
OA	5712.73	5637.33	5089.92	4062.60	1347.24	158.84	104.31	76.87	45.67	14.12
OB	5712.73	5637.33	5089.92	4062.60	1347.24	158.84	104.31	76.87	45.67	14.12
OC	5712.73	5655.63	5108.72	4063.29	1483.17	159.24	104.08	76.44	45.09	14.26
OD	5712.73	5655.63	5108.72	4063.29	1483.17	159.24	104.08	76.44	45.09	14.26



H[m]	D[m]	Max lux	Med lux	Alpha=30.6°+30.6°	G=0.0
1.00	1.18	5713	3014		
2.00	2.37	1428	754		
3.00	3.55	635	335		
4.00	4.74	357	188		
5.00	5.92	229	121		

H[m]	D[m]	Max lux	Med lux	Beta=30.7°+30.7°	G=0.0
1.00	1.19	5713	3014		
2.00	2.37	1428	754		
3.00	3.56	635	335		
4.00	4.75	357	188		
5.00	5.94	229	121		