

Luminaire

Code T030310
Name NEEDOO CPO ASIMM.1 DIFF+1 LAMA luce VDE

Measurement

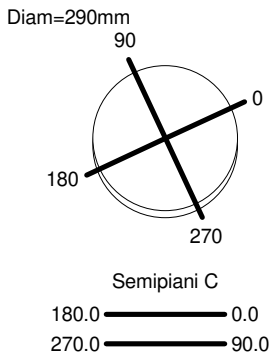
Code FTS2200113
Name NEEDOO CPO ASIMM.1 DIFF+1 LAMA luce VDE

Luminaire Flux	478 lm	Luminaire Power	13.0 W	Efficacy	36.735 lm/W	Efficiency	100.00%
Source Flux	478 lm	Maximum value	445.93 cd/klm	Position	C=180.00 G=28.00	CG	Asymmetrical
Round Luminaire		Diam.	290 mm	Height	100 mm	Height	0 mm
Rectangular Luminous Area		Length	37 mm	Width	52 mm		
Horizontal Luminous Area		0.001924 m ²		Emitting area on Plane 180°		0.000000 m ²	
Emitting area on Plane 0°		0.000000 m ²		Emitting area on Plane 270°		0.000000 m ²	
Emitting area on Plane 90°		0.000000 m ²		Glare area at 76°		0.000465 m ²	
Coordinate system		CG		Symmetry Type		Asymmetrical	
Date		19-01-2022		Maximum Gamma Angle		180	
Measurement Distance		0.00		Measurement Flux		478 lm	

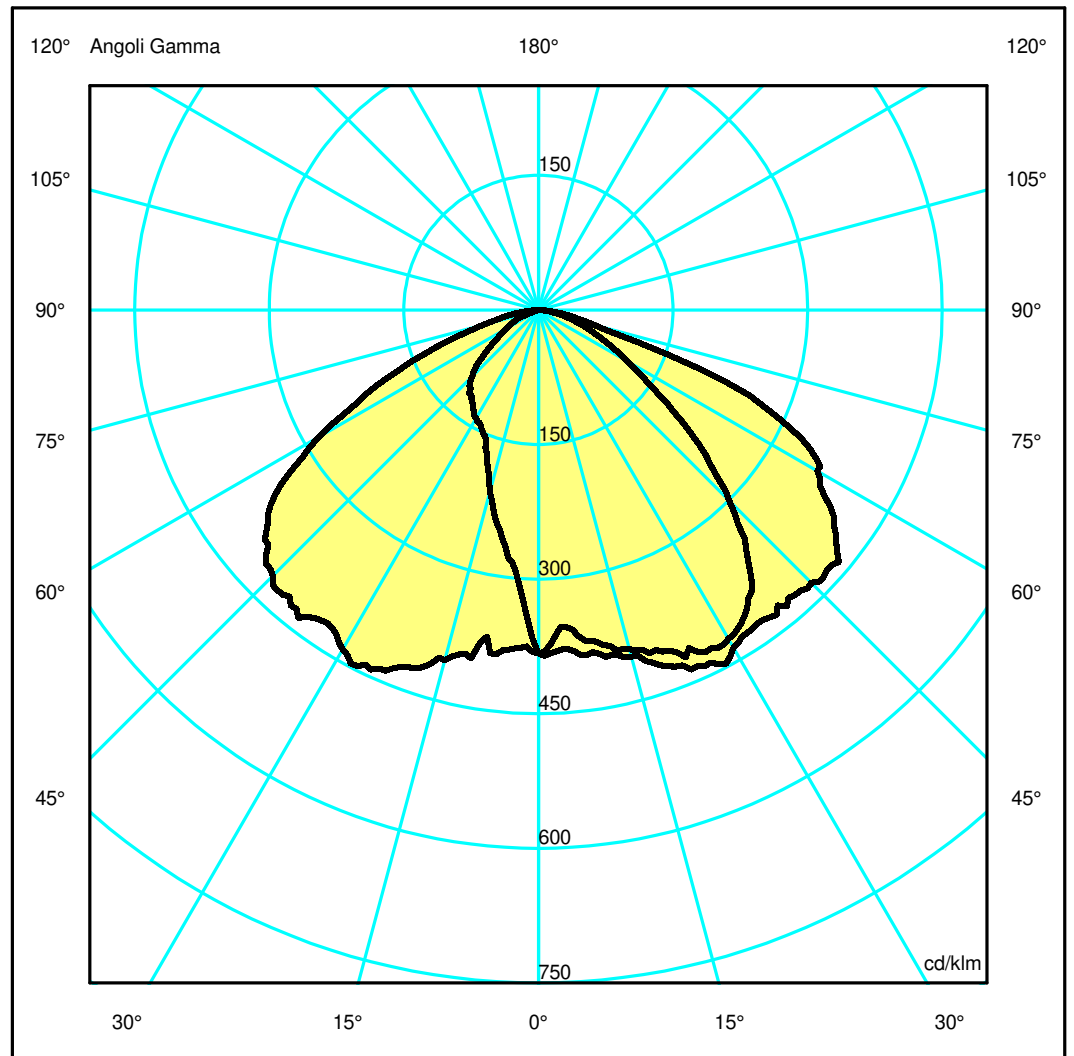
LED Flux=1057lm LED Power=10W Eff=45% EfcLed=105lm/W EfcLum=37lm/W CCT=3000K Ra=80 SDCM=3 L70(6K)=50000h

C.I.E. 49 83 97 100 100
F UTE 1.00 E

D DIN 5040 A30
B NBN BZ 4



ULOR 0.01 %
DLOR 99.99 %
RN 0.01 %



Luminaire

Code T030310
Name NEEDOO CPO ASIMM.1 DIFF+1 LAMA luce VDE

Measurment.

Code FTS2200113
Name NEEDOO CPO ASIMM.1 DIFF+1 LAMA luce VDE

Luminaire Flux	478 lm	Luminaire Power	13.0 W	Efficacy	36.735 lm/W	Efficiency	100.00%
Source Flux	478 lm	Maximum value	445.93 cd/klm	Position	C=180.00 G=28.00	CG	Asymmetrical
Round Luminaire		Diam.	290 mm	Height	100 mm	Height	0 mm
Rectangular Luminous Area		Length	37 mm	Width	52 mm		
Horizontal Luminous Area		0.001924 m2		Emitting area on Plane 180°		0.000000 m2	
Emitting area on Plane 0°		0.000000 m2		Emitting area on Plane 270°		0.000000 m2	
Emitting area on Plane 90°		0.000000 m2		Glare area at 76°		0.000465 m2	
Coordinate system		CG		Symmetry Type		Asymmetrical	
Date		19-01-2022		Maximum Gamma Angle		180	
Measurement Distance		0.00		Measurement Flux		478 lm	

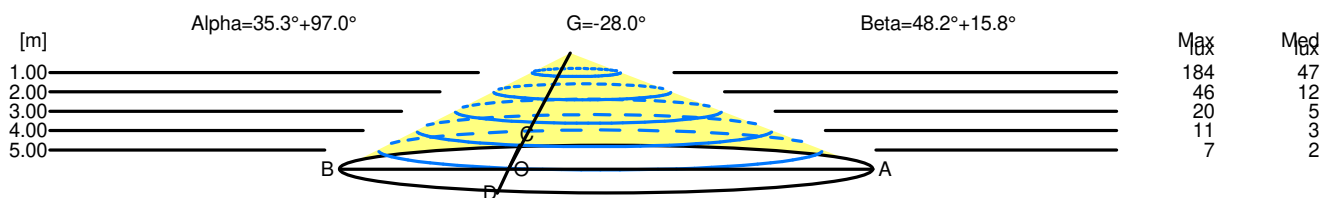
LED Flux=1057lm LED Power=10W Eff=45% EfcLed=105lm/W EfcLum=37lm/W CCT=3000K Ra=80 SDCM=3 L70(6K)=50000h

C.I.E.	49 83 97 100 100	D DIN 5040	A30
F UTE	1.00 E	B NBN	BZ 4

Width at 50.00 % of Max Intensity

H[m]	1.00	2.00	3.00	4.00	5.00	H[m]	1.00	2.00	3.00	4.00	5.00
OA	3.14	6.27	9.41	12.55	15.68	OC	1.26	2.53	3.79	5.06	6.32
OB	1.45	2.91	4.36	5.81	7.26	OD	0.32	0.64	0.96	1.28	1.61

	Luminous Intensities [cd/klm]									
	0	5	15	25	35	45	55	65	75	85
OA	182.79	181.23	191.08	209.25	203.49	205.23	191.88	147.07	30.86	5.96
OB	182.79	181.35	192.94	211.08	201.64	199.98	171.28	95.72	30.51	5.96
OC	182.79	169.40	187.01	200.97	193.53	143.53	78.05	38.41	16.91	3.45
OD	182.79	139.79	100.37	70.84	61.33	50.01	27.65	14.23	1.08	0.75



H[m]	D[m]	Max lux	Med lux	Alpha=35.3°+97.0°	G=-28.0
1.00	4.59	184	47		
2.00	9.18	46	12		
3.00	13.77	20	5		
4.00	18.36	11	3		
5.00	22.95	7	2		

H[m]	D[m]	Max lux	Med lux	Beta=15.8°+48.2°	G=0.0
1.00	1.59	184	47		
2.00	3.17	46	12		
3.00	4.76	20	5		
4.00	6.34	11	3		
5.00	7.93	7	2		