

## Luminaire

Code BT01118  
Name VECTOR 75 3P DALI 927 SP BCP

## Measurerm.

Code FTS2101984  
Name VECTOR 75 3P DALI 927 SP BCP

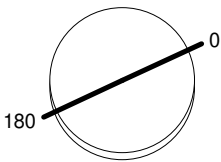
Luminaire Flux	2665.82 lm	Luminaire Power	39.00 W	Efficacy	68.35 lm/W	Efficiency	100.00%
Sources Flux	2665.82 lm	Maximum value	9143.63 cd/klm	Position	C=0.00 G=0.00	CG	Rotosymmetrical
Round Luminaire		Diam.	75 mm	Height	200 mm		
Round Luminous Area		Diam.	66 mm	Height	0 mm		
Horizontal Luminous Area			0.003421 m2	Emitting area on Plane 180°			0.000000 m2
Emitting area on Plane 0°			0.000000 m2	Emitting area on Plane 270°			0.000000 m2
Emitting area on Plane 90°			0.000000 m2	Glare area at 76°			0.000828 m2
Coordinate system		CG		Symmetry Type			Rotosymmetrical
Date		04-05-2021		Maximum Gamma Angle			180
Measurement Distance		0.00		Measurement Flux			2665.82 lm

LED Flux=3883lm LED Power=35W Eff=69% EfcLed=111lm/W EfcLum=68lm/W CCT=2700 Ra=90 SDCM=3 L70(9K)=50000

C.I.E. 100 100 100 100 100  
F UTE --

D DIN 5040  
B NBN  
A60  
BZ 1

Diam=75mm



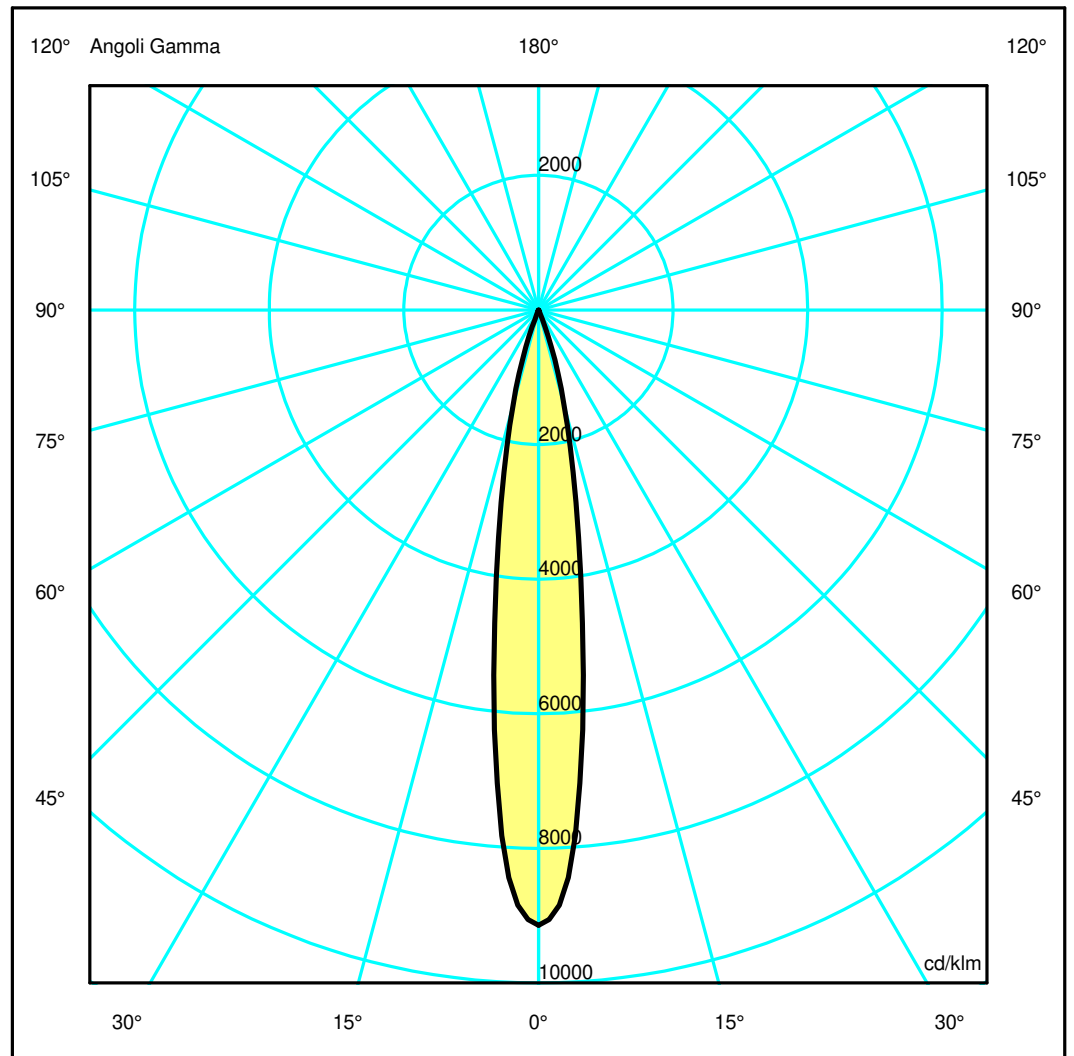
Semipiani C

180.0 ——— 0.0

ULOR 0.00 %

DLOR100.00 %

RN 0.00 %



## Luminaire

Code BT01118  
Name VECTOR 75 3P DALI 927 SP BCP

## Measurerm.

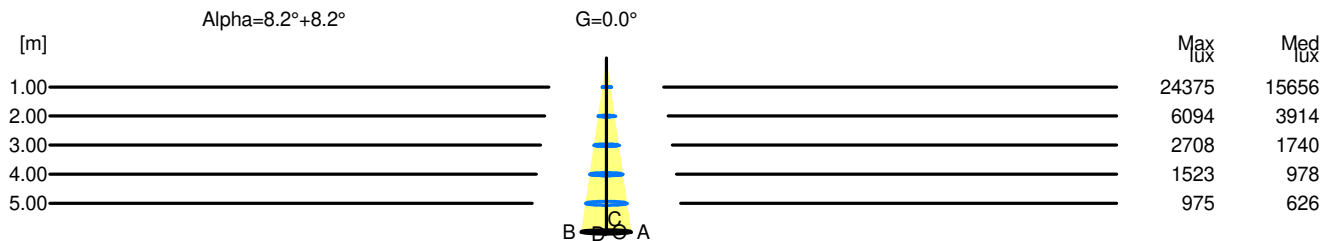
Code FTS2101984  
Name VECTOR 75 3P DALI 927 SP BCP

Luminaire Flux	2665.82 lm	Luminaire Power	39.00 W	Efficacy	68.35 lm/W	Efficiency	100.00%
Sources Flux	2665.82 lm	Maximum value	9143.63 cd/klm	Position	C=0.00 G=0.00	CG	Rotosymmetrical
Round Luminaire		Diam.	75 mm	Height	200 mm		
Round Luminous Area		Diam.	66 mm	Height	0 mm		
Horizontal Luminous Area		0.003421 m <sup>2</sup>		Emitting area on Plane 180°		0.000000 m <sup>2</sup>	
Emitting area on Plane 0°		0.000000 m <sup>2</sup>		Emitting area on Plane 270°		0.000000 m <sup>2</sup>	
Emitting area on Plane 90°		0.000000 m <sup>2</sup>		Glare area at 76°		0.000828 m <sup>2</sup>	
Coordinate system		CG		Symmetry Type		Rotosymmetrical	
Date		04-05-2021		Maximum Gamma Angle		180	
Measurement Distance		0.00		Measurement Flux		2665.82 lm	
LED Flux=3883lm LED Power=35W Eff=69% EfcLed=111lm/W EfcLum=68lm/W CCT=2700 Ra=90 SDCM=3 L70(9K)=50000							
C.I.E.	100	100	100	100	100	D DIN 5040	A60
F UTE	--					B NBN	BZ 1

### Width at 50.00 % of Max Intensity

H[m]	1.00	2.00	3.00	4.00	5.00	H[m]	1.00	2.00	3.00	4.00	5.00
OA	0.14	0.29	0.43	0.58	0.72	OC	0.14	0.29	0.43	0.58	0.72
OB	0.14	0.29	0.43	0.58	0.72	OD	0.14	0.29	0.43	0.58	0.72

	Luminous Intensities [ cd/klm ]									
	0	5	15	25	35	45	55	65	75	85
OA	24375.26	18815.09	3937.86	55.09	10.84	2.55	1.57	0.85	0.49	0.00
OB	24375.26	18815.09	3937.86	55.09	10.84	2.55	1.57	0.85	0.49	0.00
OC	24375.26	18815.09	3937.86	55.09	10.84	2.55	1.57	0.85	0.49	0.00
OD	24375.26	18815.09	3937.86	55.09	10.84	2.55	1.57	0.85	0.49	0.00



H[m]	D[m]	Max lux	Med lux	Alpha=8.2°+8.2°	G=0.0
1.00	0.29	24375	15656		
2.00	0.58	6094	3914		
3.00	0.86	2708	1740		
4.00	1.15	1523	978		
5.00	1.44	975	626		