

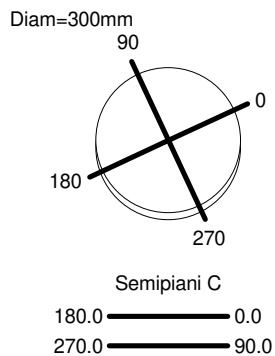
Luminaire

Code 0152220A
Name STELLAR NEBULA TERRA

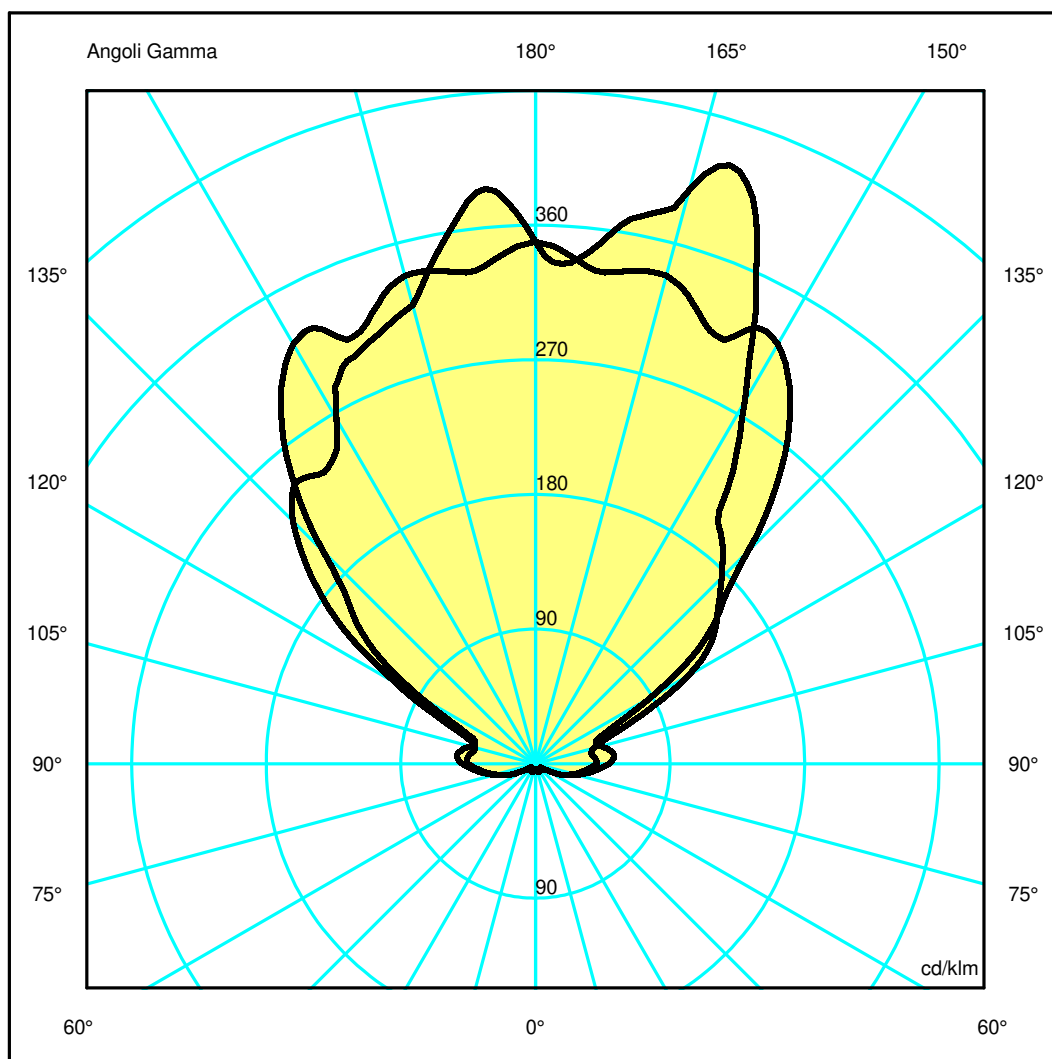
Measurum.

Code FTS2300073
Name STELLAR NEBULA TERRA

Luminaire Flux	1890 lm	Luminaire Power	20.0 W	Efficacy	94.505 lm/W	Efficiency	100.00%
Source Flux	1890 lm	Maximum value	421.04 cd/klm	Position	C=5.00 G=162.00	CG	Sym. on planes 0-180
Round Luminaire		Diam.	300 mm	Height	370 mm		
Round Luminous Area		Diam.	220 mm	Height	298 mm		
Horizontal Luminous Area			0.038013 m2	Emitting area on Plane 180°			0.065560 m2
Emitting area on Plane 0°			0.065560 m2	Emitting area on Plane 270°			0.065560 m2
Emitting area on Plane 90°			0.065560 m2	Glare area at 76°			0.072809 m2
Coordinate system		CG		Symmetry Type		Sym. on planes 0-180	
Date		14-03-2023		Maximum Gamma Angle		180	
Measurement Distance		0.00		Measurement Flux		1890 lm	
LED Flux=2272lm LED Power=17W Eff=83% EfcLed=135lm/W EfcLum=95lm/W CCT=3000K Ra=90 R9=50 SDCM=2 L70(6K)=50000h							
C.I.E.	8 16 44 11 100			D DIN 5040	D13		
F UTE	--			B NBN	BZ 10		



ULOR 89.19 %
DLOR 10.81 %
RN 89.19 %



Luminaire

Code 0152220A
Name STELLAR NEBULA TERRA

Measurerm.

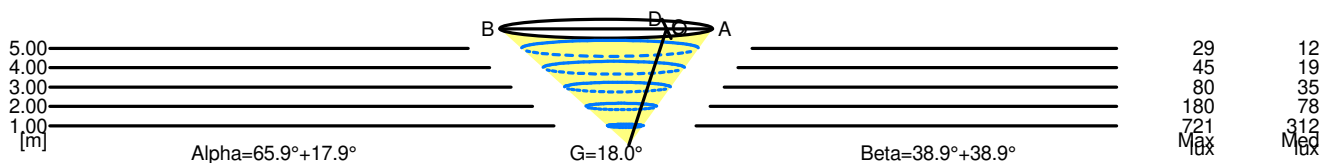
Code FTS2300073
Name STELLAR NEBULA TERRA

Luminaire Flux	1890 lm	Luminaire Power	20.0 W	Efficacy	94.505 lm/W	Efficiency	100.00%
Source Flux	1890 lm	Maximum value	421.04 cd/klm	Position	C=5.00 G=162.00	CG	Sym. on planes 0-180
Round Luminaire		Diam.	300 mm	Height	370 mm		
Round Luminous Area		Diam.	220 mm	Height	298 mm		
Horizontal Luminous Area			0.038013 m2	Emitting area on Plane 180°			0.065560 m2
Emitting area on Plane 0°			0.065560 m2	Emitting area on Plane 270°			0.065560 m2
Emitting area on Plane 90°			0.065560 m2	Glare area at 76°			0.072809 m2
Coordinate system		CG		Symmetry Type		Sym. on planes 0-180	
Date		14-03-2023		Maximum Gamma Angle		180	
Measurement Distance		0.00		Measurement Flux		1890 lm	
LED Flux=2272lm LED Power=17W Eff=83% EfcLed=135lm/W EfcLum=95lm/W CCT=3000K Ra=90 R9=50 SDCM=2 L70(6K)=50000h							
C.I.E.	8 16 44 11 100			D DIN 5040	D13		
F UTE	--			B NBN	BZ 10		

Width at 50.00 % of Max Intensity

H[m]	1.00	2.00	3.00	4.00	5.00	H[m]	1.00	2.00	3.00	4.00	5.00
OA	0.40	0.80	1.19	1.59	1.99	OC	0.85	1.70	2.54	3.39	4.24
OB	1.43	2.87	4.30	5.73	7.16	OD	0.85	1.70	2.54	3.39	4.24

	Luminous Intensities [cd/klm]									
	0	5	15	25	35	45	55	65	75	85
OA	659.89	641.48	750.31	660.63	421.46	332.68	272.66	152.72	76.30	75.54
OB	659.89	729.10	599.99	562.20	457.08	433.70	295.87	130.99	78.74	86.32
OC	659.89	637.65	638.43	596.34	561.37	380.09	249.86	104.67	85.51	99.58
OD	659.89	637.65	638.43	596.34	561.37	380.09	249.86	104.67	85.51	99.58



5.00	9.15	29	12		
4.00	7.32	45	19		
3.00	5.49	80	35		
2.00	3.66	180	78		
1.00	1.83	721	312		
H[m]	D[m]	Max lux	Med lux	Alpha=65.9°+17.9°	G=18.0

5.00	8.48	29	12		
4.00	6.79	45	19		
3.00	5.09	80	35		
2.00	3.39	180	78		
1.00	1.70	721	312		
H[m]	D[m]	Max lux	Med lux	Beta=38.9°+38.9°	G=0.0