

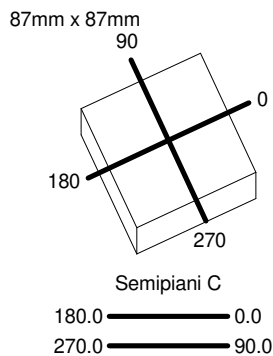
Luminaire

Code 2159010AHE
Name AOL SYSTEM C MODULO X 3000K HE

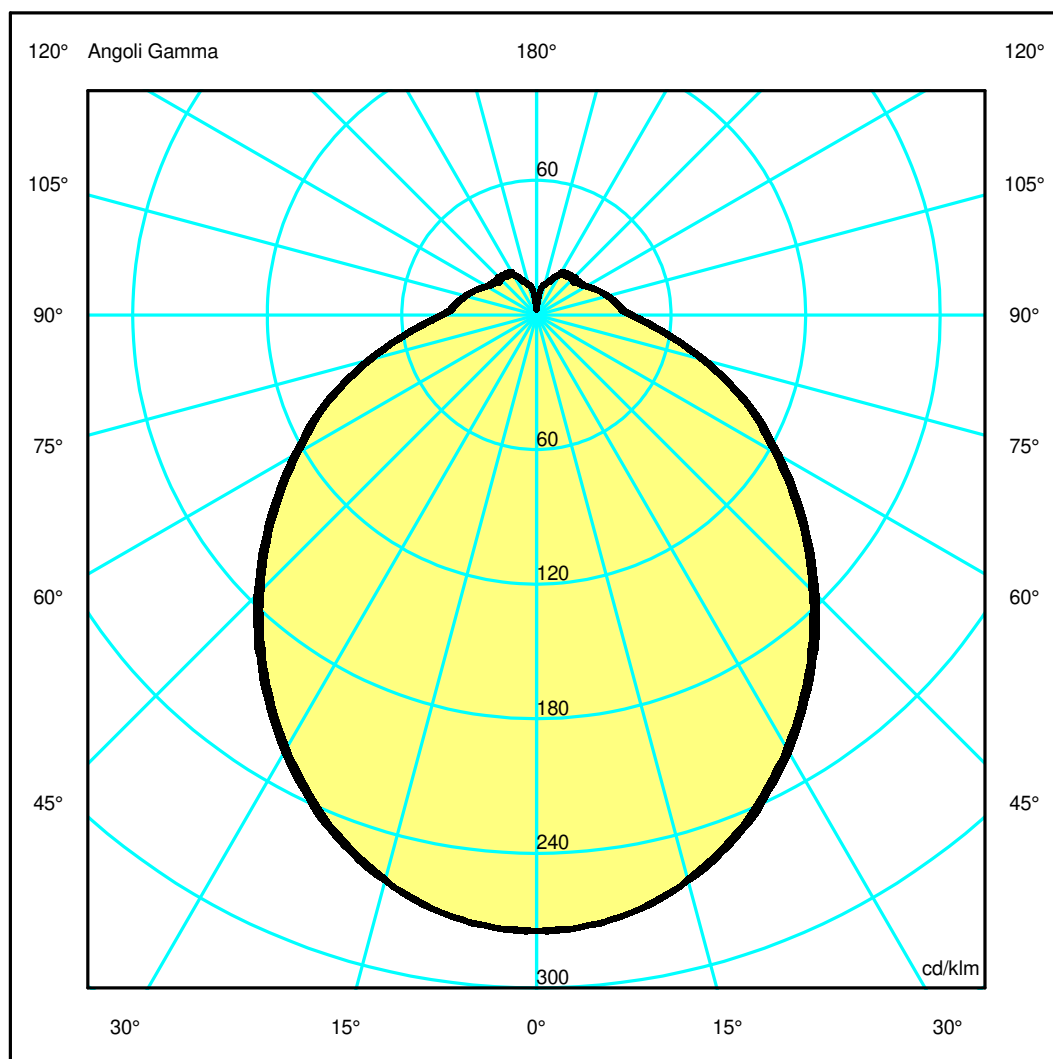
Measurement

Code FTS2400064
Name AOL SYSTEM C MODULO X 3000K HE

Luminaire Flux	253 lm	Luminaire Power	3.0 W	Efficacy	84.333 lm/W	Efficiency	100.00%
Source Flux	253 lm	Maximum value	275.28 cd/klm	Position	C=5.00 G=3.00	CG	Double Symmetrical
Rectangular Luminaire		Length	87 mm	Width	87 mm	Height	50 mm
Rectangular Luminous Area		Length	87 mm	Width	87 mm	Height	50 mm
Horizontal Luminous Area		0.007569 m ²		Emitting area on Plane 180°		0.004350 m ²	
Emitting area on Plane 0°		0.004350 m ²		Emitting area on Plane 270°		0.004350 m ²	
Emitting area on Plane 90°		0.004350 m ²		Glare area at 76°		0.006052 m ²	
Coordinate system		CG		Symmetry Type		Double Symmetrical	
Date		26-03-2024		Maximum Gamma Angle		180	
Measurement Distance		0.00		Measurement Flux		253 lm	
LED Flux=355lm LED Power=3W Eff=71% EfcLed=118lm/W EfcLum=84lm/W CCT=3000K Ra=90 R9=50 SDCM=3 L70(10k)=60000h							
C.I.E.	43 72 90 84 100			D DIN 5040	B31		
F UTE	0.84 G + 0.16 T			B NBN	BZ 5		



ULOR 16.20 %
DLOR 83.80 %
RN 16.20 %



Luminaire

Code 2159010AHE
Name AOL SYSTEM C MODULO X 3000K HE

Measurment

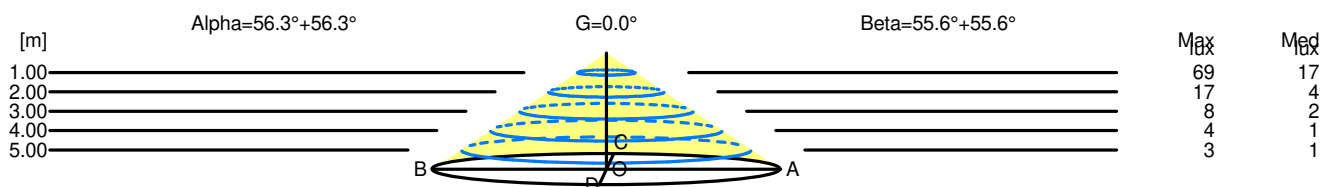
Code FTS2400064
Name AOL SYSTEM C MODULO X 3000K HE

Luminaire Flux	253 lm	Luminaire Power	3.0 W	Efficacy	84.333 lm/W	Efficiency	100.00%
Source Flux	253 lm	Maximum value	275.28 cd/klm	Position	C=5.00 G=3.00	CG	Double Symmetrical
Rectangular Luminaire		Length	87 mm	Width	87 mm	Height	50 mm
Rectangular Luminous Area		Length	87 mm	Width	87 mm	Height	50 mm
Horizontal Luminous Area		0.007569 m2		Emitting area on Plane 180°		0.004350 m2	
Emitting area on Plane 0°		0.004350 m2		Emitting area on Plane 270°		0.004350 m2	
Emitting area on Plane 90°		0.004350 m2		Glare area at 76°		0.006052 m2	
Coordinate system		CG		Symmetry Type		Double Symmetrical	
Date		26-03-2024		Maximum Gamma Angle		180	
Measurement Distance		0.00		Measurement Flux		253 lm	
LED Flux=355lm LED Power=3W Eff=71% EfcLed=118lm/W EfcLum=84lm/W CCT=3000K Ra=90 R9=50 SDCM=3 L70(10k)=60000h							
C.I.E.	43 72 90 84 100			D DIN 5040	B31		
F UTE	0.84 G + 0.16 T			B NBN	BZ 5		

Width at 50.00 % of Max Intensity

H[m]	1.00	2.00	3.00	4.00	5.00	H[m]	1.00	2.00	3.00	4.00	5.00
OA	1.50	3.00	4.49	5.99	7.49	OC	1.46	2.92	4.38	5.85	7.31
OB	1.50	3.00	4.49	5.99	7.49	OD	1.46	2.92	4.38	5.85	7.31

	Luminous Intensities [cd/klm]									
	0	5	15	25	35	45	55	65	75	85
OA	69.46	69.04	66.04	60.45	52.93	44.67	35.81	27.75	19.74	13.16
OB	69.46	69.04	66.04	60.45	52.93	44.67	35.81	27.75	19.74	13.16
OC	69.46	69.08	65.89	60.03	52.35	43.84	35.23	27.30	19.32	12.78
OD	69.46	69.08	65.89	60.03	52.35	43.84	35.23	27.30	19.32	12.78



H[m]	D[m]	Max lux	Med lux	Alpha=56.3°+56.3°	G=0.0
1.00	3.00	69	17		
2.00	5.99	17	4		
3.00	8.99	8	2		
4.00	11.98	4	1		
5.00	14.98	3	1		

H[m]	D[m]	Max lux	Med lux	Beta=55.6°+55.6°	G=0.0
1.00	2.92	69	17		
2.00	5.85	17	4		
3.00	8.77	8	2		
4.00	11.69	4	1		
5.00	14.61	3	1		