

Luminaire

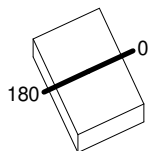
Code 1215B00A
Name AOL MINI W B UPPERCASE

Measurement

Code FTS2400008
Name AOL MINI W B UPPERCASE

Luminaire Flux	1233 lm	Luminaire Power	12.0 W	Efficacy	102.750 lm/W	Efficiency	100.00%
Source Flux	1233 lm	Maximum value	186.83 cd/klm	Position	C=0.00 G=0.00	CG	Rotosymmetrical
Rectangular Luminaire		Length	355 mm	Width	245 mm	Height	42 mm
Rectangular Luminous Area		Length	355 mm	Width	74 mm	Height	25 mm
Horizontal Luminous Area		0.026270 m ²		Emitting area on Plane 180°		0.008875 m ²	
Emitting area on Plane 0°		0.008875 m ²		Emitting area on Plane 270°		0.001850 m ²	
Emitting area on Plane 90°		0.001850 m ²		Glare area at 76°		0.014967 m ²	
Coordinate system		CG		Symmetry Type		Rotosymmetrical	
Date		19-12-2023		Maximum Gamma Angle		180	
Measurement Distance		0.00		Measurement Flux		1233 lm	
LED Flux=1557lm LED Power=12W Eff=79% EfcLed=130lm/W EfcLum=103lm/W CCT=3000K Ra=90 R9=50 SDCM=3 L70(17k)=102000h							
C.I.E.	36 65 86 72 100			D DIN 5040		B21	
F UTE	0.72 H + 0.28 T			B NBN		BZ 6	

355mm x 245mm



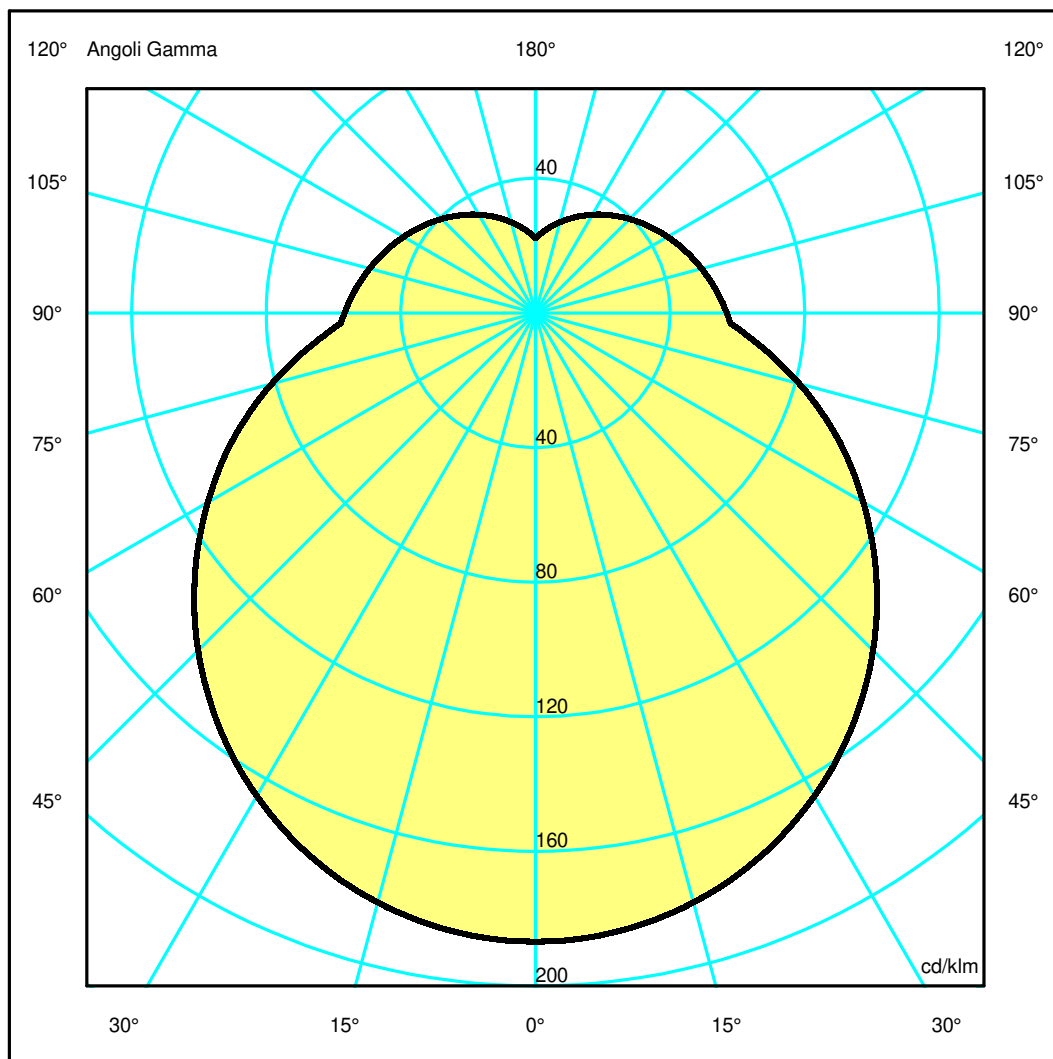
Sempiani C

180.0 ——— 0.0

ULOR 27.80 %

DLOR 72.20 %

RN 27.80 %



Luminaire

Code 1215B00A
Name AOL MINI W B UPPERCASE

Measurum.

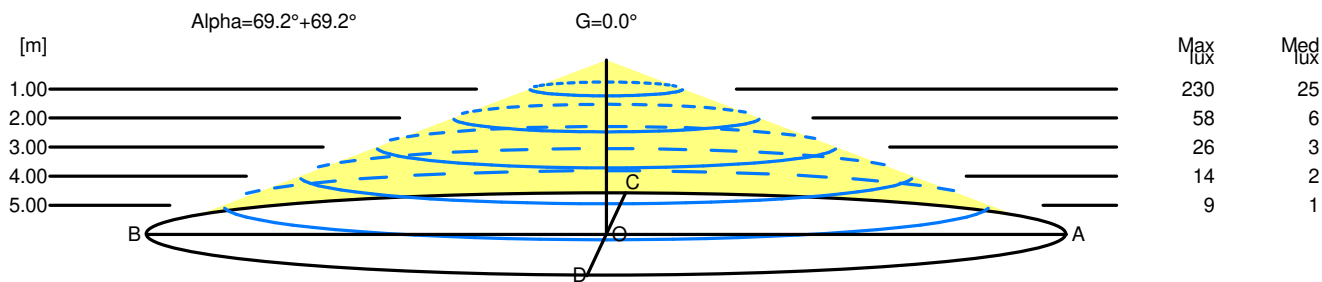
Code FTS2400008
Name AOL MINI W B UPPERCASE

Luminaire Flux	1233 lm	Luminaire Power	12.0 W	Efficacy	102.750 lm/W	Efficiency	100.00%
Source Flux	1233 lm	Maximum value	186.83 cd/klm	Position	C=0.00 G=0.00	CG	Rotosymmetrical
Rectangular Luminaire		Length	355 mm	Width	245 mm	Height	42 mm
Rectangular Luminous Area		Length	355 mm	Width	74 mm	Height	25 mm
Horizontal Luminous Area		0.026270 m ²		Emitting area on Plane 180°		0.008875 m ²	
Emitting area on Plane 0°		0.008875 m ²		Emitting area on Plane 270°		0.001850 m ²	
Emitting area on Plane 90°		0.001850 m ²		Glare area at 76°		0.014967 m ²	
Coordinate system		CG		Symmetry Type		Rotosymmetrical	
Date		19-12-2023		Maximum Gamma Angle		180	
Measurement Distance		0.00		Measurement Flux		1233 lm	
LED Flux=1557lm LED Power=12W Eff=79% EfcLed=130lm/W EfcLum=103lm/W CCT=3000K Ra=90 R9=50 SDCM=3 L70(17k)=102000h							
C.I.E.	36 65 86 72 100			D DIN 5040		B21	
F UTE	0.72 H + 0.28 T			B NBN		BZ 6	

Width at 50.00 % of Max Intensity

H[m]	1.00	2.00	3.00	4.00	5.00	H[m]	1.00	2.00	3.00	4.00	5.00
OA	2.64	5.28	7.91	10.55	13.19	OC	2.64	5.28	7.91	10.55	13.19
OB	2.64	5.28	7.91	10.55	13.19	OD	2.64	5.28	7.91	10.55	13.19

	Luminous Intensities [cd/klm]									
	0	5	15	25	35	45	55	65	75	85
OA	230.36	229.53	223.59	212.08	195.57	174.86	151.23	126.21	100.08	75.70
OB	230.36	229.53	223.59	212.08	195.57	174.86	151.23	126.21	100.08	75.70
OC	230.36	229.53	223.59	212.08	195.57	174.86	151.23	126.21	100.08	75.70
OD	230.36	229.53	223.59	212.08	195.57	174.86	151.23	126.21	100.08	75.70



H[m]	D[m]	Max lux	Med lux	Alpha=69.2°+69.2°	G=0.0
1.00	5.28	230	25		
2.00	10.55	58	6		
3.00	15.83	26	3		
4.00	21.10	14	2		
5.00	26.38	9	1		