

## Luminaire

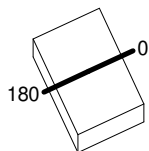
Code 1215D00A  
Name AOL MINI W D UPPERCASE

## Measurem.

Code FTS2400010  
Name AOL MINI W D UPPERCASE

Luminaire Flux	1151 lm	Luminaire Power	11.0 W	Efficacy	104.636 lm/W	Efficiency	100.00%
Source Flux	1151 lm	Maximum value	186.83 cd/klm	Position	C=0.00 G=0.00	CG	Rotosymmetrical
Rectangular Luminaire		Length	355 mm	Width	245 mm	Height	42 mm
Rectangular Luminous Area		Length	355 mm	Width	71 mm	Height	25 mm
Horizontal Luminous Area		0.025205 m <sup>2</sup>		Emitting area on Plane 180°		0.008875 m <sup>2</sup>	
Emitting area on Plane 0°		0.008875 m <sup>2</sup>		Emitting area on Plane 270°		0.001775 m <sup>2</sup>	
Emitting area on Plane 90°		0.001775 m <sup>2</sup>		Glare area at 76°		0.014709 m <sup>2</sup>	
Coordinate system		CG		Symmetry Type		Rotosymmetrical	
Date		19-12-2023		Maximum Gamma Angle		180	
Measurement Distance		0.00		Measurement Flux		1151 lm	
LED Flux=1453lm LED Power=11W Eff=79% EfcLed=132lm/W EfcLum=105lm/W CCT=3000K Ra=90 R9=50 SDCM=3 L70(17k)=102000h							
C.I.E.	36 65 86 72 100			D DIN 5040	B21		
F UTE	0.72 H + 0.28 T			B NBN	BZ 6		

355mm x 245mm



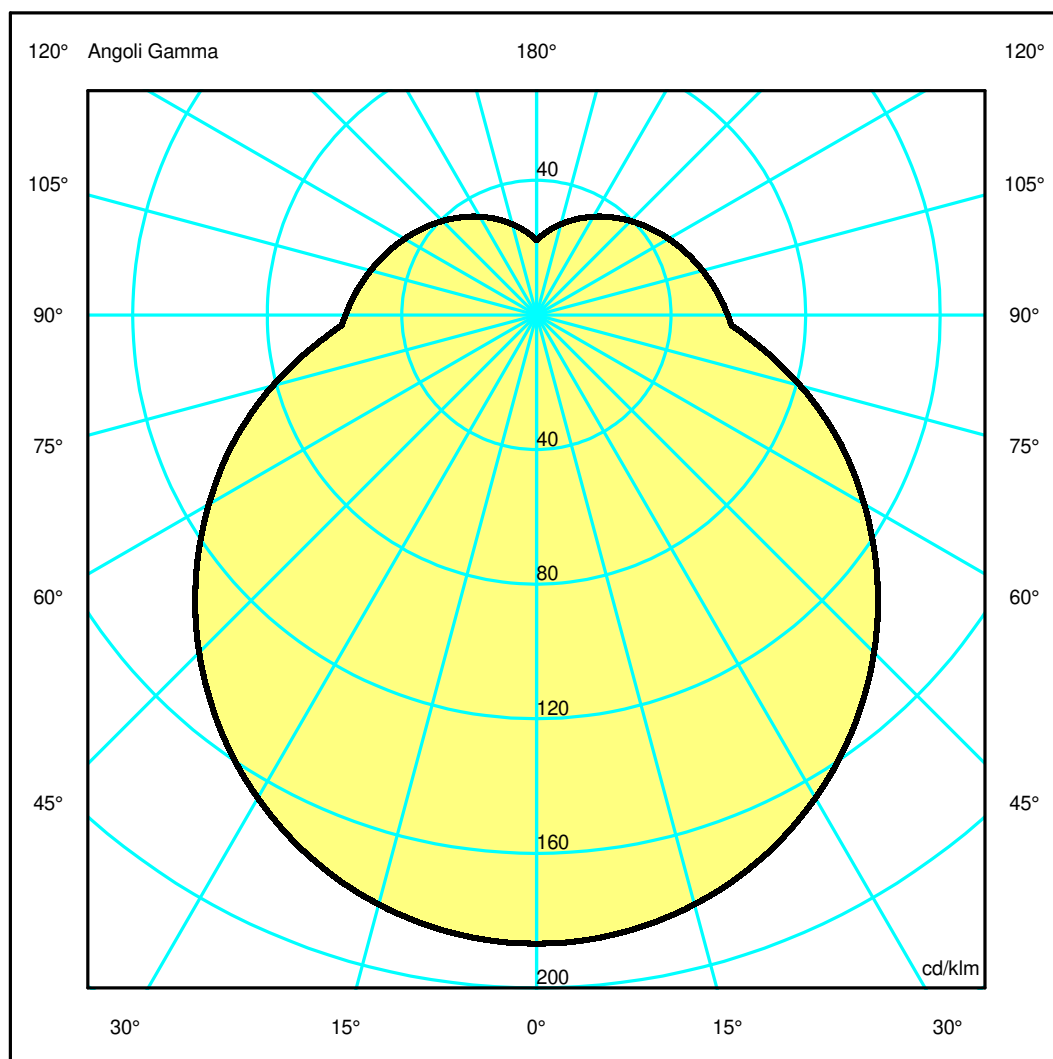
Sempiani C

180.0 ——— 0.0

ULOR 27.80 %

DLOR 72.20 %

RN 27.80 %



## Luminaire

Code 1215D00A  
Name AOL MINI W D UPPERCASE

## Measurment.

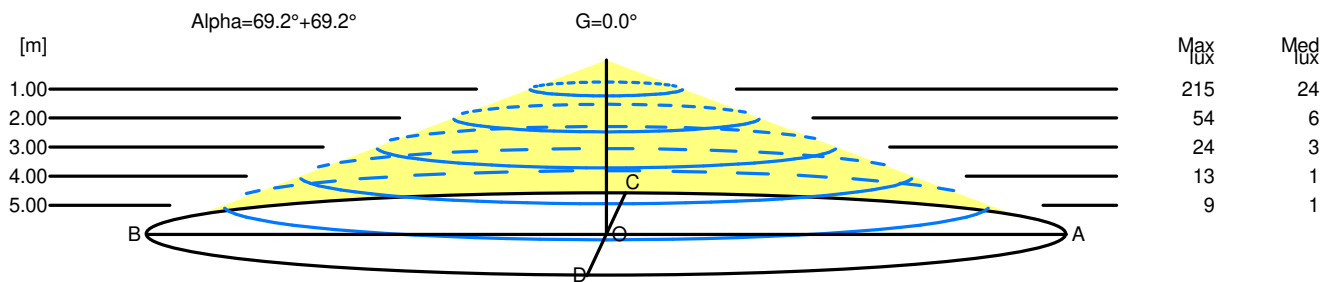
Code FTS2400010  
Name AOL MINI W D UPPERCASE

Luminaire Flux	1151 lm	Luminaire Power	11.0 W	Efficacy	104.636 lm/W	Efficiency	100.00%
Source Flux	1151 lm	Maximum value	186.83 cd/klm	Position	C=0.00 G=0.00	CG	Rotosymmetrical
Rectangular Luminaire Rectangular Luminous Area	Length Length	355 mm 355 mm	Width Width	245 mm 71 mm	Height Height	42 mm 25 mm	
Horizontal Luminous Area Emitting area on Plane 0° Emitting area on Plane 90°	0.025205 m2 0.008875 m2 0.001775 m2		Emitting area on Plane 180° Emitting area on Plane 270° Glare area at 76°	0.008875 m2 0.001775 m2 0.014709 m2			
Coordinate system Date Measurement Distance	CG 19-12-2023 0.00		Symmetry Type Maximum Gamma Angle Measurement Flux	Rotosymmetrical 180 1151 lm			
LED Flux=1453lm LED Power=11W Eff=79% EfcLed=132lm/W EfcLum=105lm/W CCT=3000K Ra=90 R9=50 SDCM=3 L70(17k)=102000h							
C.I.E. F UTE	36 65 86 72 100 0.72 H + 0.28 T		D DIN 5040 B NBN	B21 BZ 6			

Width at 50.00 % of Max Intensity

H[m]	1.00	2.00	3.00	4.00	5.00	H[m]	1.00	2.00	3.00	4.00	5.00
OA	2.64	5.28	7.91	10.55	13.19	OC	2.64	5.28	7.91	10.55	13.19
OB	2.64	5.28	7.91	10.55	13.19	OD	2.64	5.28	7.91	10.55	13.19

	Luminous Intensities [ cd/klm ]									
	0	5	15	25	35	45	55	65	75	85
OA	215.04	214.27	208.72	197.97	182.57	163.23	141.17	117.82	93.43	70.67
OB	215.04	214.27	208.72	197.97	182.57	163.23	141.17	117.82	93.43	70.67
OC	215.04	214.27	208.72	197.97	182.57	163.23	141.17	117.82	93.43	70.67
OD	215.04	214.27	208.72	197.97	182.57	163.23	141.17	117.82	93.43	70.67



H[m]	D[m]	Max lux	Med lux	Alpha=69.2°+69.2°	G=0.0
1.00	5.28	215	24		
2.00	10.55	54	6		
3.00	15.83	24	3		
4.00	21.10	13	1		
5.00	26.38	9	1		