

## Luminaire

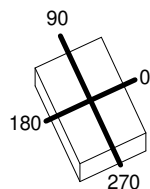
Code 1215X00A  
Name AOL MINI W X UPPERCASE

## Measurement

Code FTS2400030  
Name AOL MINI W X UPPERCASE

Luminaire Flux	986 lm	Luminaire Power	10.0 W	Efficacy	98.600 lm/W	Efficiency	100.00%
Source Flux	986 lm	Maximum value	186.85 cd/klm	Position	C=20.00 G=2.00	CG	Asymmetrical
Rectangular Luminaire		Length	355 mm	Width	245 mm	Height	42 mm
Rectangular Luminous Area		Length	355 mm	Width	63 mm	Height	25 mm
Horizontal Luminous Area		0.022365 m <sup>2</sup>		Emitting area on Plane 180°		0.008875 m <sup>2</sup>	
Emitting area on Plane 0°		0.008875 m <sup>2</sup>		Emitting area on Plane 270°		0.001575 m <sup>2</sup>	
Emitting area on Plane 90°		0.001575 m <sup>2</sup>		Glare area at 76°		0.014022 m <sup>2</sup>	
Coordinate system		CG		Symmetry Type		Asymmetrical	
Date		19-12-2023		Maximum Gamma Angle		180	
Measurement Distance		0.00		Measurement Flux		986 lm	
LED Flux=1245lm LED Power=10W Eff=79% EfcLed=125lm/W EfcLum=99lm/W CCT=3000K Ra=90 R9=50 SDCM=3 L70(17k)=102000h							
C.I.E.	36 65 86 72 100			D DIN 5040		B21	
F UTE	0.72 H + 0.28 T			B NBN		BZ 6	

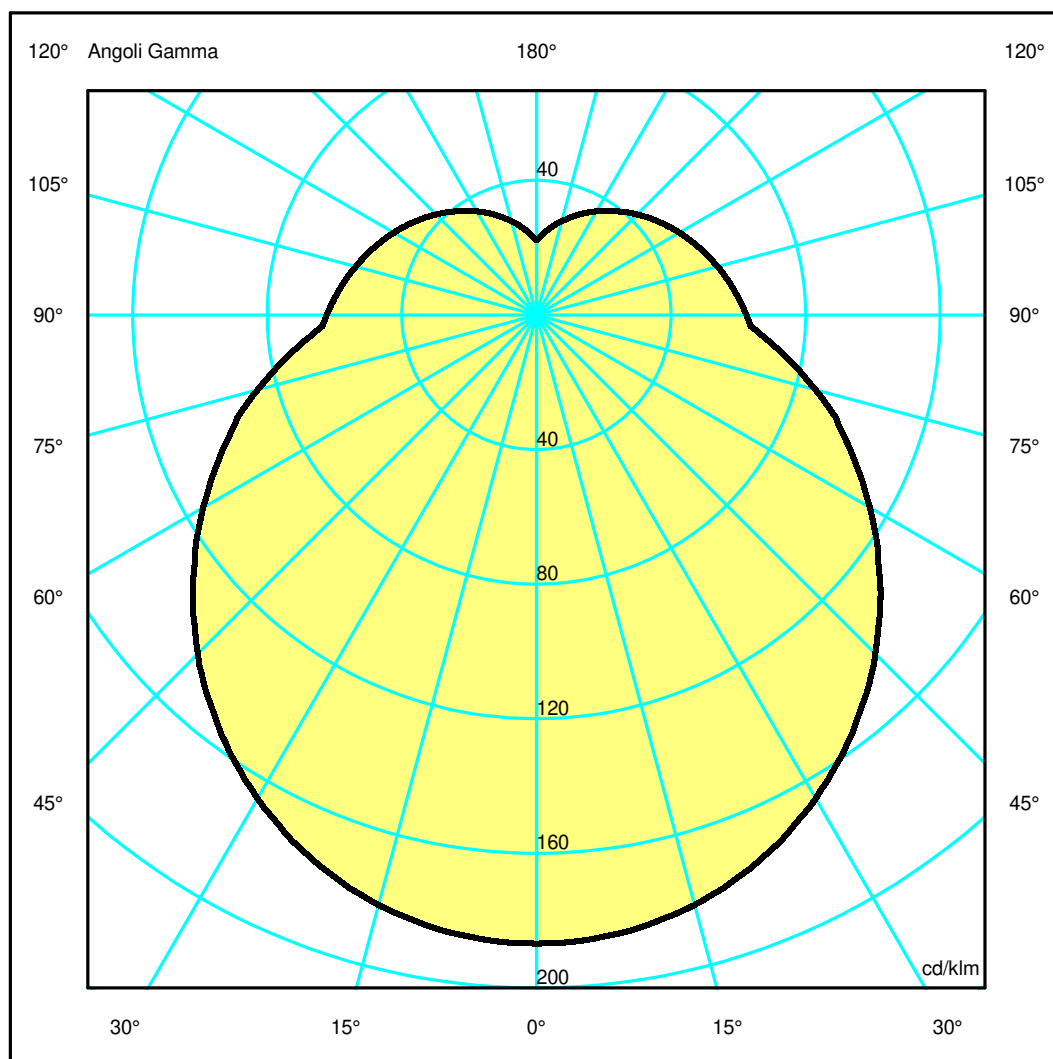
355mm x 245mm



Semipiani C

180.0 ——— 0.0  
270.0 ——— 90.0

ULOR 27.80 %  
DLOR 72.20 %  
RN 27.80 %



## Luminaire

Code 1215X00A  
Name AOL MINI W X UPPERCASE

## Measurment.

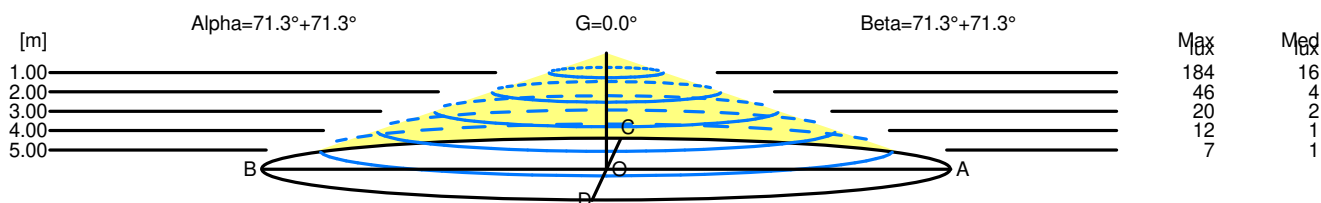
Code FTS2400030  
Name AOL MINI W X UPPERCASE

Luminaire Flux	986 lm	Luminaire Power	10.0 W	Efficacy	98.600 lm/W	Efficiency	100.00%
Source Flux	986 lm	Maximum value	186.85 cd/klm	Position	C=20.00 G=2.00	CG	Asymmetrical
Rectangular Luminaire		Length	355 mm	Width	245 mm	Height	42 mm
Rectangular Luminous Area		Length	355 mm	Width	63 mm	Height	25 mm
Horizontal Luminous Area		0.022365 m <sup>2</sup>		Emitting area on Plane 180°		0.008875 m <sup>2</sup>	
Emitting area on Plane 0°		0.008875 m <sup>2</sup>		Emitting area on Plane 270°		0.001575 m <sup>2</sup>	
Emitting area on Plane 90°		0.001575 m <sup>2</sup>		Glare area at 76°		0.014022 m <sup>2</sup>	
Coordinate system		CG		Symmetry Type		Asymmetrical	
Date		19-12-2023		Maximum Gamma Angle		180	
Measurement Distance		0.00		Measurement Flux		986 lm	
LED Flux=1245lm LED Power=10W Eff=79% EfcLed=125lm/W EfcLum=99lm/W CCT=3000K Ra=90 R9=50 SDCM=3 L70(17k)=102000h							
C.I.E.	36 65 86 72 100			D DIN 5040	B21		
F UTE	0.72 H + 0.28 T			B NBN	BZ 6		

Width at 50.00 % of Max Intensity

H[m]	1.00	2.00	3.00	4.00	5.00	H[m]	1.00	2.00	3.00	4.00	5.00
OA	2.96	5.93	8.89	11.85	14.81	OC	2.96	5.93	8.89	11.85	14.81
OB	2.96	5.93	8.89	11.85	14.81	OD	2.96	5.93	8.89	11.85	14.81

	Luminous Intensities [ cd/klm ]									
	0	5	15	25	35	45	55	65	75	85
OA	184.21	183.56	178.97	169.78	156.71	140.36	122.23	103.32	84.55	66.06
OB	184.21	183.56	178.97	169.78	156.71	140.36	122.23	103.32	84.55	66.06
OC	184.21	183.56	178.97	169.78	156.71	140.36	122.23	103.32	84.55	66.06
OD	184.21	183.56	178.97	169.78	156.71	140.36	122.23	103.32	84.55	66.06



H[m]	D[m]	Max lux	Med lux	Alpha=71.3°+71.3°	G=0.0
1.00	5.93	184	16		
2.00	11.85	46	4		
3.00	17.78	20	2		
4.00	23.70	12	1		
5.00	29.63	7	1		

H[m]	D[m]	Max lux	Med lux	Beta=71.3°+71.3°	G=0.0
1.00	5.93	184	16		
2.00	11.85	46	4		
3.00	17.78	20	2		
4.00	23.70	12	1		
5.00	29.63	7	1		