

## Luminaire

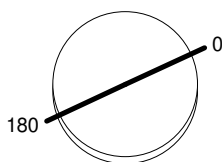
Code 1098W10A  
Name UNTERLINDEN W 2700K OTTONE

## Measurement

Code FTS2300251  
Name UNTERLINDEN W 2700K OTTONE

Luminaire Flux	398 lm	Luminaire Power	8.0 W	Efficacy	49.750 lm/W	Efficiency	100.00%
Source Flux	398 lm	Maximum value	587.64 cd/klm	Position	C=0.00 G=0.00	CG	Rotosymmetrical
Round Luminaire		Diam.	118 mm	Height	100 mm		
Round Luminous Area		Diam.	45 mm	Height	0 mm		
Horizontal Luminous Area			0.001590 m2	Emitting area on Plane 180°			0.000000 m2
Emitting area on Plane 0°			0.000000 m2	Emitting area on Plane 270°			0.000000 m2
Emitting area on Plane 90°			0.000000 m2	Glare area at 76°			0.000385 m2
Coordinate system		CG		Symmetry Type		Rotosymmetrical	
Date		06-11-2023		Maximum Gamma Angle		180	
Measurement Distance		0.00		Measurement Flux		398 lm	
LED Flux=758lm LED Power=5.8W Eff=53% EfcLed=131lm/W EfcLum=50lm/W CCT=2700K Ra=90 R9=50 SDCM=2 L70(19k)=105000h							
C.I.E.	74 94 99 100 100			D DIN 5040	A60		
F UTE	1.00 B			B NBN	BZ 2		

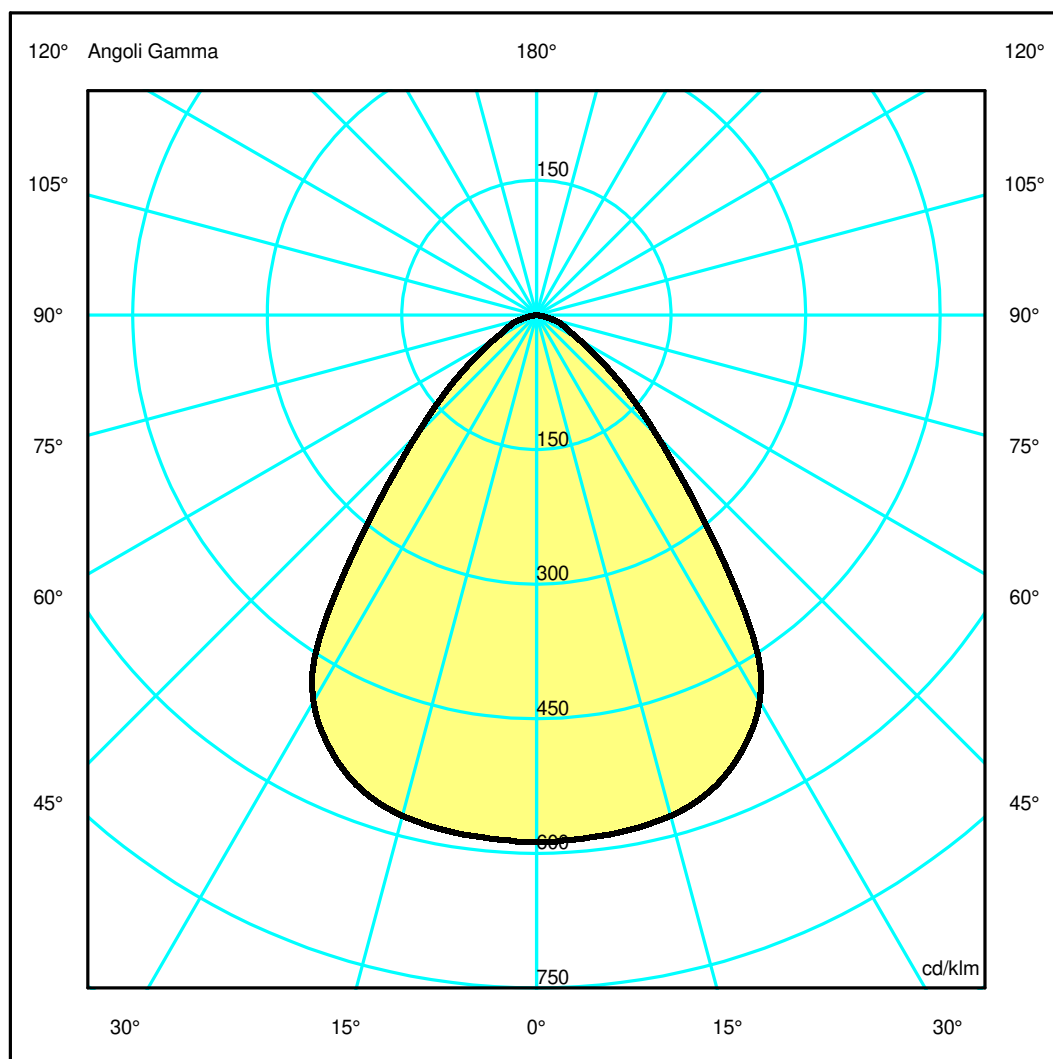
Diam=118mm



Semipiani C

180.0 ——— 0.0

ULOR 0.00 %  
DLOR 100.00 %  
RN 0.00 %



## Luminaire

Code 1098W10A  
Name UNTERLINDEN W 2700K OTTONE

## Measurerm.

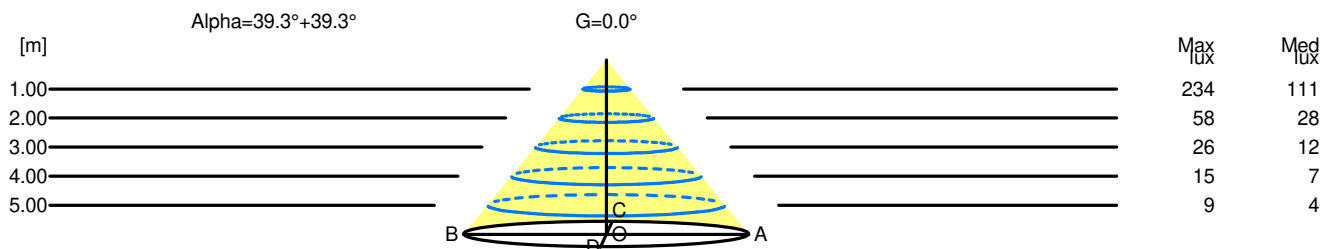
Code FTS2300251  
Name UNTERLINDEN W 2700K OTTONE

Luminaire Flux	398 lm	Luminaire Power	8.0 W	Efficacy	49.750 lm/W	Efficiency	100.00%
Source Flux	398 lm	Maximum value	587.64 cd/klm	Position	C=0.00 G=0.00	CG	Rotosymmetrical
Round Luminaire		Diam.	118 mm	Height	100 mm		
Round Luminous Area		Diam.	45 mm	Height	0 mm		
Horizontal Luminous Area		0.001590 m2		Emitting area on Plane 180°		0.000000 m2	
Emitting area on Plane 0°		0.000000 m2		Emitting area on Plane 270°		0.000000 m2	
Emitting area on Plane 90°		0.000000 m2		Glare area at 76°		0.000385 m2	
Coordinate system		CG		Symmetry Type		Rotosymmetrical	
Date		06-11-2023		Maximum Gamma Angle		180	
Measurement Distance		0.00		Measurement Flux		398 lm	
LED Flux=758lm LED Power=5.8W Eff=53% EfcLed=131lm/W EfcLum=50lm/W CCT=2700K Ra=90 R9=50 SDCM=2 L70(19k)=105000h							
C.I.E.	74 94 99 100 100			D DIN 5040	A60		
F UTE	1.00 B			B NBN	BZ 2		

### Width at 50.00 % of Max Intensity

H[m]	1.00	2.00	3.00	4.00	5.00	H[m]	1.00	2.00	3.00	4.00	5.00
OA	0.82	1.64	2.45	3.27	4.09	OC	0.82	1.64	2.45	3.27	4.09
OB	0.82	1.64	2.45	3.27	4.09	OD	0.82	1.64	2.45	3.27	4.09

	Luminous Intensities [ cd/klm ]									
	0	5	15	25	35	45	55	65	75	85
OA	233.88	233.20	230.00	214.36	161.37	75.58	33.99	15.06	6.74	0.32
OB	233.88	233.20	230.00	214.36	161.37	75.58	33.99	15.06	6.74	0.32
OC	233.88	233.20	230.00	214.36	161.37	75.58	33.99	15.06	6.74	0.32
OD	233.88	233.20	230.00	214.36	161.37	75.58	33.99	15.06	6.74	0.32



H[m]	D[m]	Max lux	Med lux	Alpha=39.3°+39.3°	G=0.0
1.00	1.64	234	111		
2.00	3.27	58	28		
3.00	4.91	26	12		
4.00	6.54	15	7		
5.00	8.18	9	4		