

Luminaire

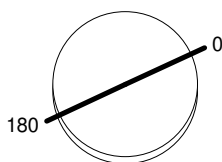
Code 1098010A
Name UNTERLINDEN W 3000K OTTONE

Measurement

Code FTS2300250
Name UNTERLINDEN W 3000K OTTONE

Luminaire Flux	416 lm	Luminaire Power	8.0 W	Efficacy	52.000 lm/W	Efficiency	100.00%
Source Flux	416 lm	Maximum value	587.64 cd/klm	Position	C=0.00 G=0.00	CG	Rotosymmetrical
Round Luminaire		Diam.	118 mm	Height	100 mm		
Round Luminous Area		Diam.	45 mm	Height	0 mm		
Horizontal Luminous Area			0.001590 m2	Emitting area on Plane 180°			0.000000 m2
Emitting area on Plane 0°			0.000000 m2	Emitting area on Plane 270°			0.000000 m2
Emitting area on Plane 90°			0.000000 m2	Glare area at 76°			0.000385 m2
Coordinate system		CG		Symmetry Type		Rotosymmetrical	
Date		06-11-2023		Maximum Gamma Angle		180	
Measurement Distance		0.00		Measurement Flux		416 lm	
LED Flux=792lm LED Power=5.8W Eff=53% EfcLed=137lm/W EfcLum=52lm/W CCT=3000K Ra=90 R9=50 SDCM=2 L70(19k)=105000h							
C.I.E.	74 94 99 100 100			D DIN 5040	A60		
F UTE	1.00 B			B NBN	BZ 2		

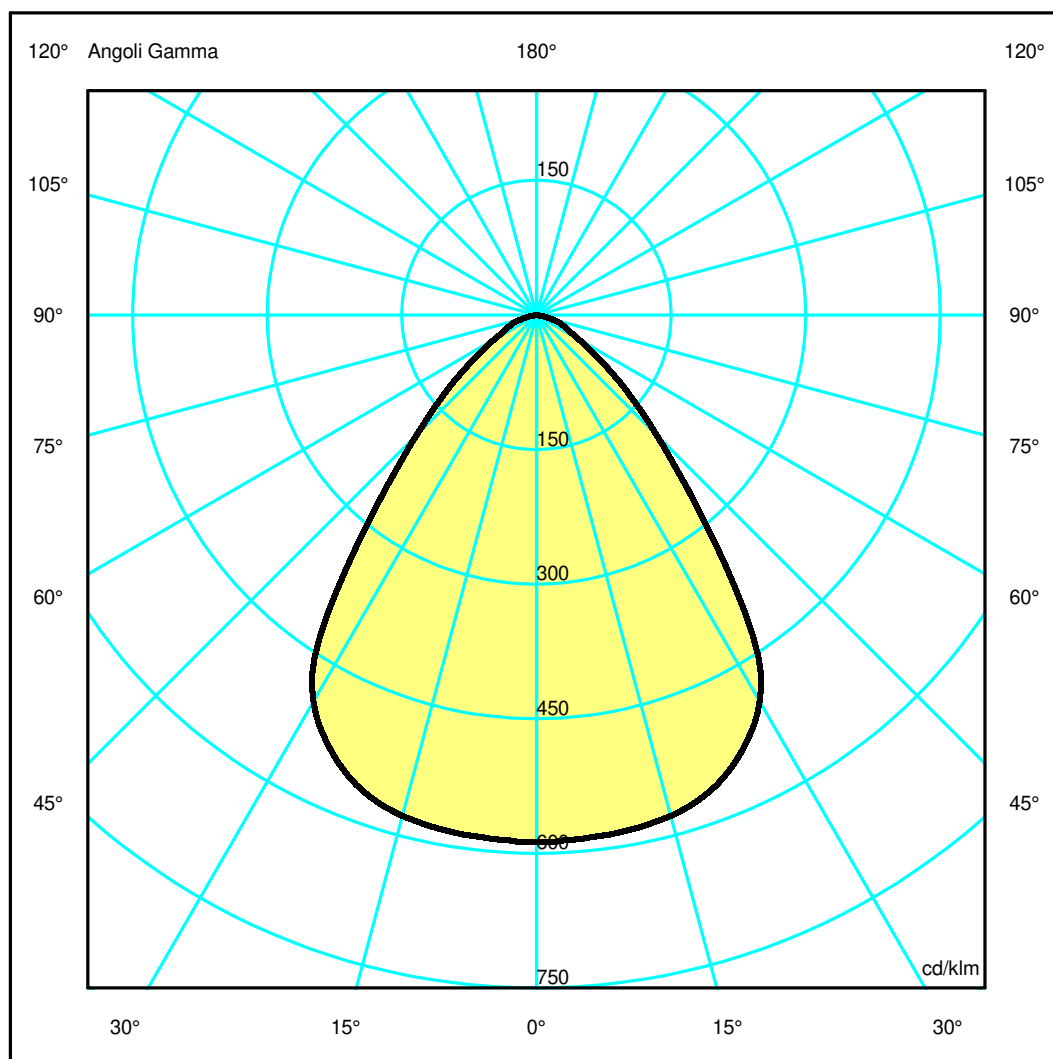
Diam=118mm



Semipiani C

180.0 ——— 0.0

ULOR 0.00 %
DLOR 100.00 %
RN 0.00 %



Luminaire

Code 1098010A
Name UNTERLINDEN W 3000K OTTONE

Measurerm.

Code FTS2300250
Name UNTERLINDEN W 3000K OTTONE

Luminaire Flux	416 lm	Luminaire Power	8.0 W	Efficacy	52.000 lm/W	Efficiency	100.00%
Source Flux	416 lm	Maximum value	587.64 cd/klm	Position	C=0.00 G=0.00	CG	Rotosymmetrical
Round Luminaire		Diam.	118 mm	Height	100 mm		
Round Luminous Area		Diam.	45 mm	Height	0 mm		
Horizontal Luminous Area		0.001590 m2		Emitting area on Plane 180°		0.000000 m2	
Emitting area on Plane 0°		0.000000 m2		Emitting area on Plane 270°		0.000000 m2	
Emitting area on Plane 90°		0.000000 m2		Glare area at 76°		0.000385 m2	
Coordinate system		CG		Symmetry Type		Rotosymmetrical	
Date		06-11-2023		Maximum Gamma Angle		180	
Measurement Distance		0.00		Measurement Flux		416 lm	

LED Flux=792lm LED Power=5.8W Eff=53% EfcLed=137lm/W EfcLum=52lm/W CCT=3000K Ra=90 R9=50 SDCM=2 L70(19k)=105000h

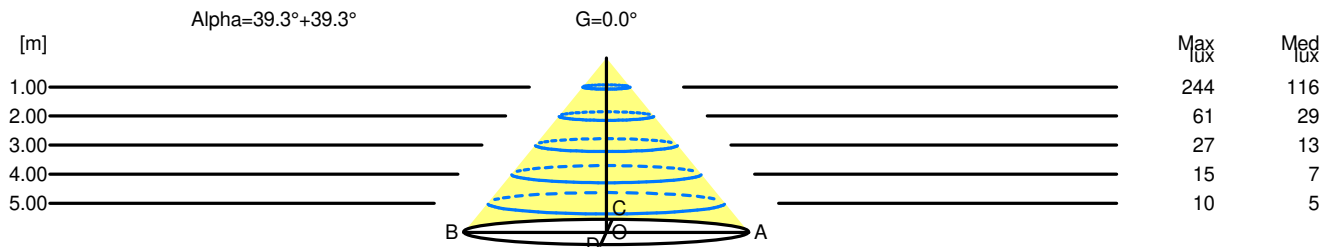
C.I.E. 74 94 99 100 100
F UTE 1.00 B

D DIN 5040
B NBN
A60
BZ 2

Width at 50.00 % of Max Intensity

H[m]	1.00	2.00	3.00	4.00	5.00	H[m]	1.00	2.00	3.00	4.00	5.00
OA	0.82	1.64	2.45	3.27	4.09	OC	0.82	1.64	2.45	3.27	4.09
OB	0.82	1.64	2.45	3.27	4.09	OD	0.82	1.64	2.45	3.27	4.09

	Luminous Intensities [cd/klm]									
	0	5	15	25	35	45	55	65	75	85
OA	244.46	243.74	240.41	224.05	168.67	79.00	35.52	15.74	7.04	0.34
OB	244.46	243.74	240.41	224.05	168.67	79.00	35.52	15.74	7.04	0.34
OC	244.46	243.74	240.41	224.05	168.67	79.00	35.52	15.74	7.04	0.34
OD	244.46	243.74	240.41	224.05	168.67	79.00	35.52	15.74	7.04	0.34



H[m]	D[m]	Max lux	Med lux	Alpha=39.3°+39.3°	G=0.0
1.00	1.64	244	116		
2.00	3.27	61	29		
3.00	4.91	27	13		
4.00	6.54	15	7		
5.00	8.18	10	5		