

Luminaire

Code FU60104
Name SHARPING 8 FUNIVIA 927 XF NRO

Measurement

Code FTS2200024
Name SHARPING 8 FUNIVIA 927 XF NRO

Luminaire Flux	1488 lm	Luminaire Power	19.0 W	Efficacy	78.333 lm/W	Efficiency	100.00%
Source Flux	1488 lm	Maximum value	1052.56 cd/klm	Position	C=0.00 G=0.00	CG	Double Symmetrical
Rectangular Luminaire		Length	315 mm	Width	28 mm	Height	20 mm
Rectangular Luminous Area		Length	160 mm	Width	20 mm	Height	0 mm
Horizontal Luminous Area		0.003200 m2		Emitting area on Plane 180°		0.000000 m2	
Emitting area on Plane 0°		0.000000 m2		Emitting area on Plane 270°		0.000000 m2	
Emitting area on Plane 90°		0.000000 m2		Glare area at 76°		0.000774 m2	
Coordinate system		CG		Symmetry Type		Double Symmetrical	
Date		15-02-2022		Maximum Gamma Angle		180	
Measurement Distance		0.00		Measurement Flux		1488 lm	

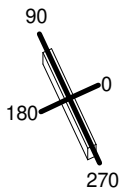
LED Flux=1720lm LED Power=16W Eff=87% EfcLed=109lm/W EfcLum=78lm/W CCT=2700K Ra=90 R9=50 SDCM=3 L70(6K)=36000h

C.I.E. 98 100 100 100 100
F UTE --

D DIN 5040
B NBN

A60
BZ 1

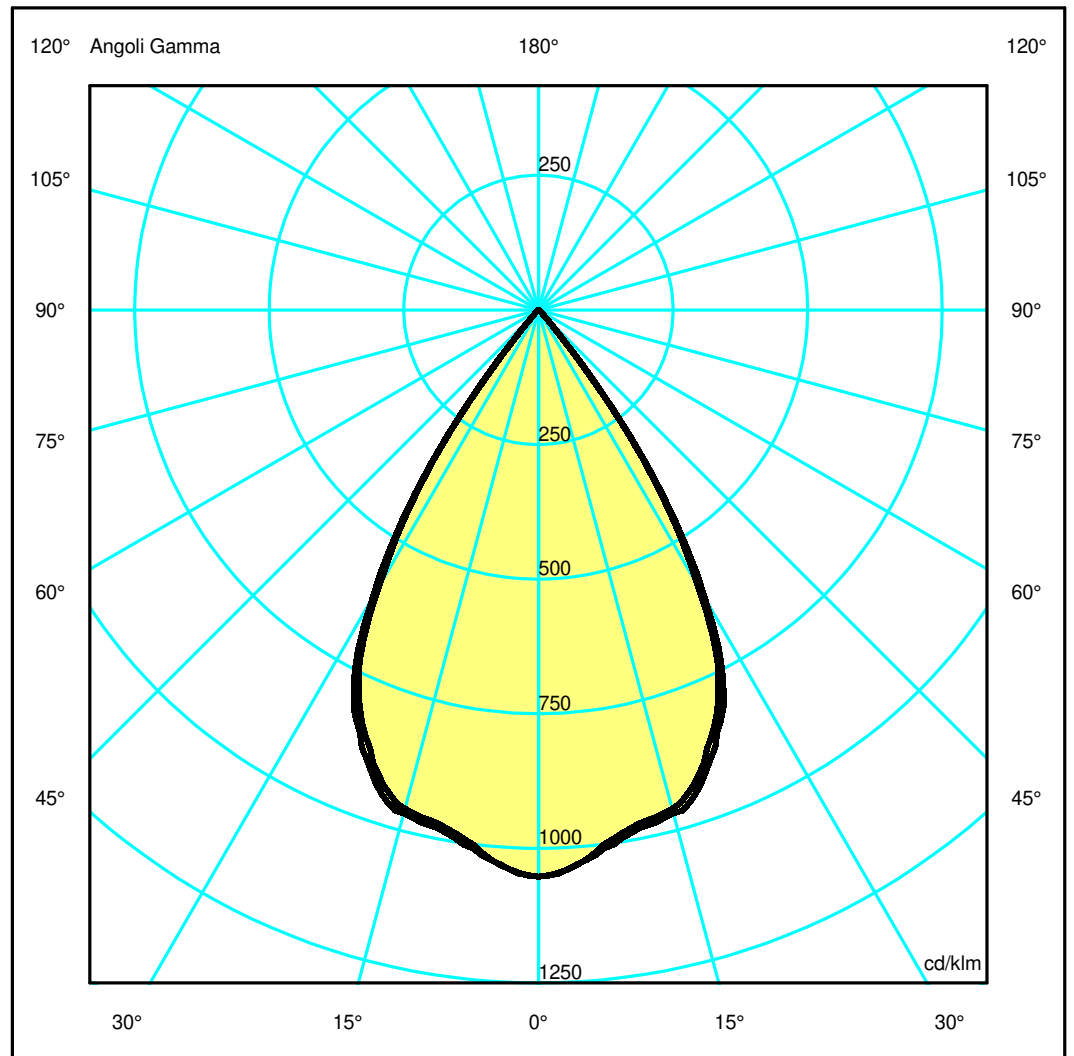
315mm x 28mm



Semipiani C

180.0 — 0.0
270.0 — 90.0

ULOR 0.00 %
DLOR 100.00 %
RN 0.00 %



Luminaire

Code FU60104
Name SHARPING 8 FUNIVIA 927 XF NRO

Measurerm.

Code FTS2200024
Name SHARPING 8 FUNIVIA 927 XF NRO

Luminaire Flux	1488 lm	Luminaire Power	19.0 W	Efficacy	78.333 lm/W	Efficiency	100.00%
Source Flux	1488 lm	Maximum value	1052.56 cd/klm	Position	C=0.00 G=0.00	CG	Double Symmetrical
Rectangular Luminaire		Length	315 mm	Width	28 mm	Height	20 mm
Rectangular Luminous Area		Length	160 mm	Width	20 mm	Height	0 mm
Horizontal Luminous Area		0.003200 m2		Emitting area on Plane 180°		0.000000 m2	
Emitting area on Plane 0°		0.000000 m2		Emitting area on Plane 270°		0.000000 m2	
Emitting area on Plane 90°		0.000000 m2		Glare area at 76°		0.000774 m2	
Coordinate system		CG		Symmetry Type		Double Symmetrical	
Date		15-02-2022		Maximum Gamma Angle		180	
Measurement Distance		0.00		Measurement Flux		1488 lm	

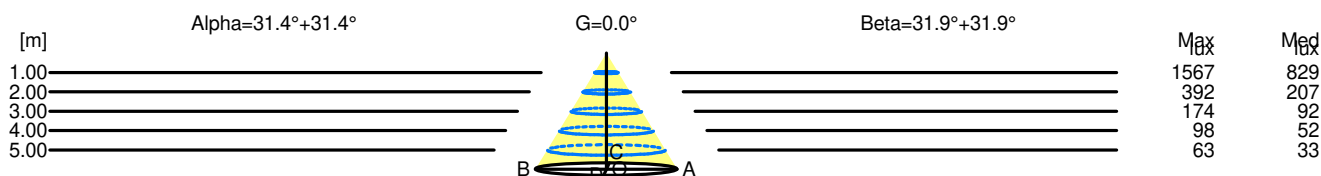
LED Flux=1720lm LED Power=16W Eff=87% EfcLed=109lm/W EfcLum=78lm/W CCT=2700K Ra=90 R9=50 SDCM=3 L70(6K)=36000h

C.I.E.	98 100 100 100 100	D DIN 5040	A60
F UTE	--	B NBN	BZ 1

Width at 50.00 % of Max Intensity

H[m]	1.00	2.00	3.00	4.00	5.00	H[m]	1.00	2.00	3.00	4.00	5.00
OA	0.61	1.22	1.83	2.44	3.05	OC	0.62	1.24	1.87	2.49	3.11
OB	0.61	1.22	1.83	2.44	3.05	OD	0.62	1.24	1.87	2.49	3.11

	Luminous Intensities [cd/klm]									
	0	5	15	25	35	45	55	65	75	85
OA	1566.54	1523.87	1426.78	1177.41	504.66	19.24	4.05	1.08	0.00	0.00
OB	1566.54	1523.87	1426.78	1177.41	504.66	19.24	4.05	1.08	0.00	0.00
OC	1566.54	1525.73	1440.10	1210.38	524.73	18.68	4.01	1.14	0.00	0.00
OD	1566.54	1525.73	1440.10	1210.38	524.73	18.68	4.01	1.14	0.00	0.00



H[m]	D[m]	Max lux	Med lux	Alpha=31.4°+31.4°	G=0.0
1.00	1.22	1567	829		
2.00	2.44	392	207		
3.00	3.66	174	92		
4.00	4.88	98	52		
5.00	6.10	63	33		

H[m]	D[m]	Max lux	Med lux	Beta=31.9°+31.9°	G=0.0
1.00	1.24	1567	829		
2.00	2.49	392	207		
3.00	3.73	174	92		
4.00	4.98	98	52		
5.00	6.22	63	33		