

Luminaire

Code FU81004
Name SHARPING 8 PENDANT FUNIVIA 930 FL NRO

Measurerm.

Code FTS2200025
Name SHARPING 8 PENDANT FUNIVIA 930 FL NRO

Luminaire Flux	1400 lm	Luminaire Power	19.0 W	Efficacy	73.688 lm/W	Efficiency	100.00%
Source Flux	1400 lm	Maximum value	2814.46 cd/klm	Position	C=20.00 G=1.00	CG	Double Symmetrical
Rectangular Luminaire		Length	315 mm	Width	28 mm	Height	20 mm
Rectangular Luminous Area		Length	160 mm	Width	20 mm	Height	0 mm
Horizontal Luminous Area		0.003200 m ²		Emitting area on Plane 180°		0.000000 m ²	
Emitting area on Plane 0°		0.000000 m ²		Emitting area on Plane 270°		0.000000 m ²	
Emitting area on Plane 90°		0.000000 m ²		Glare area at 76°		0.000774 m ²	
Coordinate system		CG		Symmetry Type		Double Symmetrical	
Date		15-02-2022		Maximum Gamma Angle		180	
Measurement Distance		0.00		Measurement Flux		1400 lm	

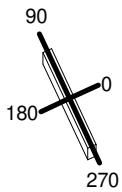
LED Flux=1720lm LED Power=16W Eff=81% EfcLed=109lm/W EfcLum=74lm/W CCT=3000K Ra=90 R9=50 SDCM=3 L70(6K)=36000h

C.I.E. 98 100 100 100 100
F UTE --

D DIN 5040
B NBN

A60
BZ 1

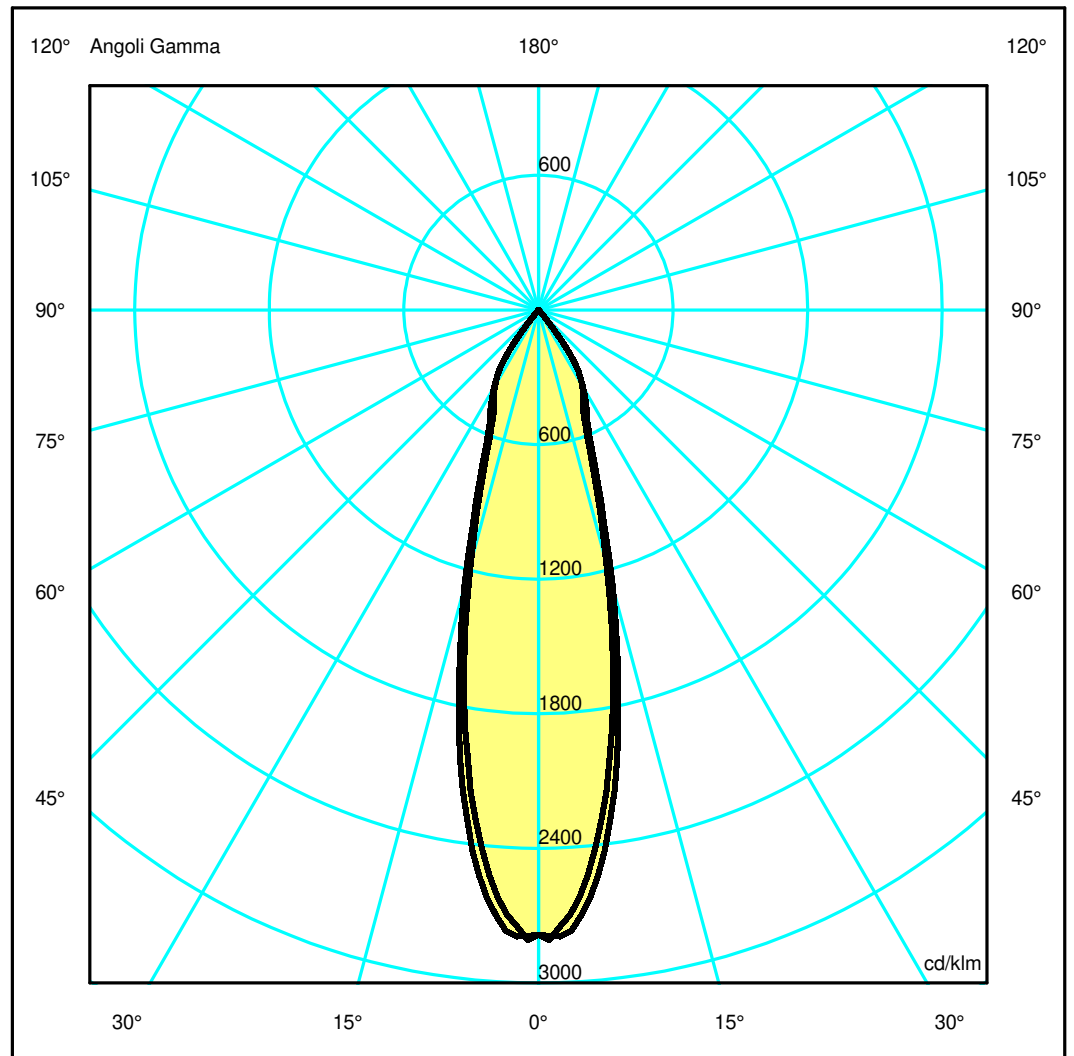
315mm x 28mm



Semipiani C

180.0 — 0.0
270.0 — 90.0

ULOR 0.00 %
DLOR 100.00 %
RN 0.00 %



Luminaire

Code FU81004
Name SHARPING 8 PENDANT FUNIVIA 930 FL NRO

Measurerm.

Code FTS2200025
Name SHARPING 8 PENDANT FUNIVIA 930 FL NRO

Luminaire Flux	1400 lm	Luminaire Power	19.0 W	Efficacy	73.688 lm/W	Efficiency	100.00%
Source Flux	1400 lm	Maximum value	2814.46 cd/klm	Position	C=20.00 G=1.00	CG	Double Symmetrical
Rectangular Luminaire		Length	315 mm	Width	28 mm	Height	20 mm
Rectangular Luminous Area		Length	160 mm	Width	20 mm	Height	0 mm
Horizontal Luminous Area		0.003200 m2		Emitting area on Plane 180°		0.000000 m2	
Emitting area on Plane 0°		0.000000 m2		Emitting area on Plane 270°		0.000000 m2	
Emitting area on Plane 90°		0.000000 m2		Glare area at 76°		0.000774 m2	
Coordinate system		CG		Symmetry Type		Double Symmetrical	
Date		15-02-2022		Maximum Gamma Angle		180	
Measurement Distance		0.00		Measurement Flux		1400 lm	

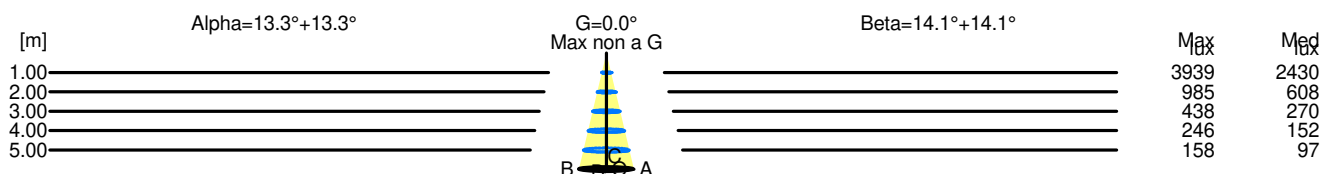
LED Flux=1720lm LED Power=16W Eff=81% EfcLed=109lm/W EfcLum=74lm/W CCT=3000K Ra=90 R9=50 SDCM=3 L70(6K)=36000h

C.I.E.	98 100 100 100 100	D DIN 5040	A60
F UTE	--	B NBN	BZ 1

Width at 50.00 % of Max Intensity

H[m]	1.00	2.00	3.00	4.00	5.00	H[m]	1.00	2.00	3.00	4.00	5.00
OA	0.24	0.47	0.71	0.95	1.18	OC	0.25	0.50	0.75	1.00	1.25
OB	0.24	0.47	0.71	0.95	1.18	OD	0.25	0.50	0.75	1.00	1.25

	Luminous Intensities [cd/klm]									
	0	5	15	25	35	45	55	65	75	85
OA	3898.02	3538.46	1639.26	656.08	372.09	9.32	3.23	0.93	0.00	0.00
OB	3898.02	3538.46	1639.26	656.08	372.09	9.32	3.23	0.93	0.00	0.00
OC	3898.02	3683.41	1787.82	709.31	367.56	13.60	3.74	0.89	0.00	0.00
OD	3898.02	3683.41	1787.82	709.31	367.56	13.60	3.74	0.89	0.00	0.00



H[m]	D[m]	Max lux	Med lux	Alpha=13.3°+13.3°	G=0.0 Max non a G
1.00	0.47	3939	2430		
2.00	0.95	985	608		
3.00	1.42	438	270		
4.00	1.89	246	152		
5.00	2.37	158	97		

H[m]	D[m]	Max lux	Med lux	Beta=14.1°+14.1°	G=0.0 Max non a G
1.00	0.50	3939	2430		
2.00	1.00	985	608		
3.00	1.50	438	270		
4.00	2.01	246	152		
5.00	2.51	158	97		