

Luminaire

Code FU82004
Name SHARPING 8 PENDANT FUNIVIA 940 FL NRO

Measurement

Code FTS2200027
Name SHARPING 8 PENDANT FUNIVIA 940 FL NRO

Luminaire Flux	1498 lm	Luminaire Power	19.0 W	Efficacy	78.829 lm/W	Efficiency	100.00%
Source Flux	1498 lm	Maximum value	2814.46 cd/klm	Position	C=20.00 G=1.00	CG	Double Symmetrical
Rectangular Luminaire		Length	315 mm	Width	28 mm	Height	20 mm
Rectangular Luminous Area		Length	160 mm	Width	20 mm	Height	0 mm
Horizontal Luminous Area		0.003200 m ²		Emitting area on Plane 180°		0.000000 m ²	
Emitting area on Plane 0°		0.000000 m ²		Emitting area on Plane 270°		0.000000 m ²	
Emitting area on Plane 90°		0.000000 m ²		Glare area at 76°		0.000774 m ²	
Coordinate system		CG		Symmetry Type		Double Symmetrical	
Date		15-02-2022		Maximum Gamma Angle		180	
Measurement Distance		0.00		Measurement Flux		1498 lm	

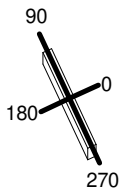
LED Flux=1840lm LED Power=16W Eff=81% EfcLed=116lm/W EfcLum=79lm/W CCT=4000K Ra=90 R9=50 SDCM=3 L70(6K)=36000h

C.I.E. 98 100 100 100 100
F UTE --

D DIN 5040
B NBN

A60
BZ 1

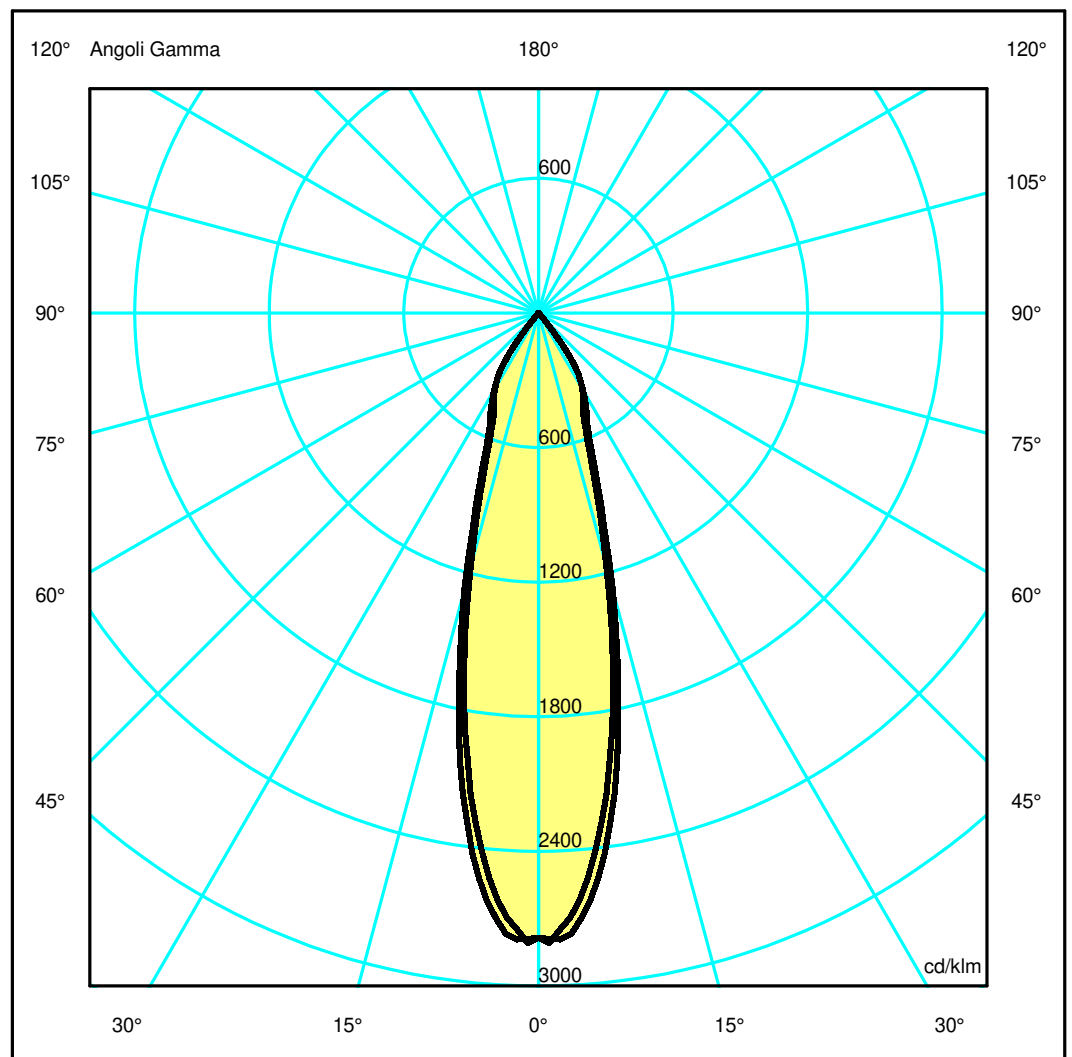
315mm x 28mm



Semipiani C

180.0 — 0.0
270.0 — 90.0

ULOR 0.00 %
DLOR 100.00 %
RN 0.00 %



Luminaire

Code FU82004
Name SHARPING 8 PENDANT FUNIVIA 940 FL NRO

Measurerm.

Code FTS2200027
Name SHARPING 8 PENDANT FUNIVIA 940 FL NRO

Luminaire Flux	1498 lm	Luminaire Power	19.0 W	Efficacy	78.829 lm/W	Efficiency	100.00%
Source Flux	1498 lm	Maximum value	2814.46 cd/klm	Position	C=20.00 G=1.00	CG	Double Symmetrical
Rectangular Luminaire		Length	315 mm	Width	28 mm	Height	20 mm
Rectangular Luminous Area		Length	160 mm	Width	20 mm	Height	0 mm
Horizontal Luminous Area		0.003200 m2		Emitting area on Plane 180°		0.000000 m2	
Emitting area on Plane 0°		0.000000 m2		Emitting area on Plane 270°		0.000000 m2	
Emitting area on Plane 90°		0.000000 m2		Glare area at 76°		0.000774 m2	
Coordinate system		CG		Symmetry Type		Double Symmetrical	
Date		15-02-2022		Maximum Gamma Angle		180	
Measurement Distance		0.00		Measurement Flux		1498 lm	

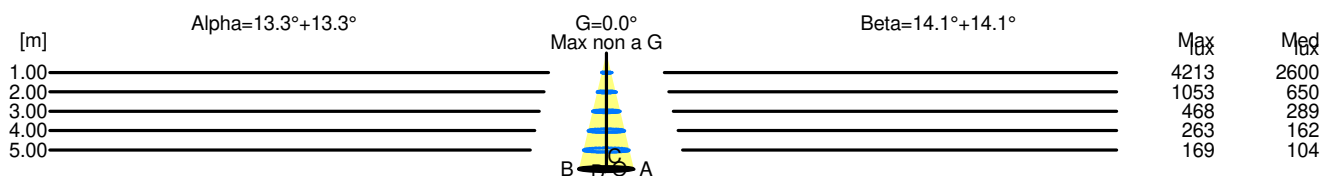
LED Flux=1840lm LED Power=16W Eff=81% EfcLed=116lm/W EfcLum=79lm/W CCT=4000K Ra=90 R9=50 SDCM=3 L70(6K)=36000h

C.I.E.	98	100	100	100	100	D DIN 5040	A60
F UTE	--					B NBN	BZ 1

Width at 50.00 % of Max Intensity

H[m]	1.00	2.00	3.00	4.00	5.00	H[m]	1.00	2.00	3.00	4.00	5.00
OA	0.24	0.47	0.71	0.95	1.18	OC	0.25	0.50	0.75	1.00	1.25
OB	0.24	0.47	0.71	0.95	1.18	OD	0.25	0.50	0.75	1.00	1.25

	Luminous Intensities [cd/klm]									
	0	5	15	25	35	45	55	65	75	85
OA	4169.98	3785.33	1753.63	701.85	398.05	9.98	3.46	0.99	0.00	0.00
OB	4169.98	3785.33	1753.63	701.85	398.05	9.98	3.46	0.99	0.00	0.00
OC	4169.98	3940.40	1912.55	758.80	393.20	14.55	4.00	0.95	0.00	0.00
OD	4169.98	3940.40	1912.55	758.80	393.20	14.55	4.00	0.95	0.00	0.00



H[m]	D[m]	Max lux	Med lux	Alpha=13.3°+13.3°	G=0.0 Max non a G
1.00	0.47	4213	2600		
2.00	0.95	1053	650		
3.00	1.42	468	289		
4.00	1.89	263	162		
5.00	2.37	169	104		

H[m]	D[m]	Max lux	Med lux	Beta=14.1°+14.1°	G=0.0 Max non a G
1.00	0.50	4213	2600		
2.00	1.00	1053	650		
3.00	1.50	468	289		
4.00	2.01	263	162		
5.00	2.51	169	104		