

Luminaire

Code FU31104
Name VECTOR 30 PENDANT FUNIVIA 930 FL NRO

Measurement

Code FTS2102315
Name VECTOR 30 PENDANT FUNIVIA 930 FL NRO

Luminaire Flux	335 lm	Luminaire Power	7.0 W	Efficacy	47.913 lm/W	Efficiency	100.00%
Source Flux	335 lm	Maximum value	8027.17 cd/klm	Position	C=0.00 G=0.00	CG	Rotosymmetrical
Round Luminaire		Diam.	30 mm	Height	76 mm		
Round Luminous Area		Diam.	20 mm	Height	0 mm		
Horizontal Luminous Area		0.000314 m2		Emitting area on Plane 180°		0.000000 m2	
Emitting area on Plane 0°		0.000000 m2		Emitting area on Plane 270°		0.000000 m2	
Emitting area on Plane 90°		0.000000 m2		Glare area at 76°		0.000076 m2	
Coordinate system		CG		Symmetry Type		Rotosymmetrical	
Date		14-05-2021		Maximum Gamma Angle		180	
Measurement Distance		0.00		Measurement Flux		335 lm	

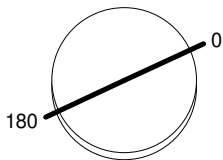
LED Flux=505lm LED Power=6W Eff=66% EfcLed=87lm/W EfcLum=48lm/W CCT=3000K Ra=90 SDCM=3 L70(6K)=36000

C.I.E. 98 100 100 100 100
F UTE --

D DIN 5040
B NBN

A60
BZ 1

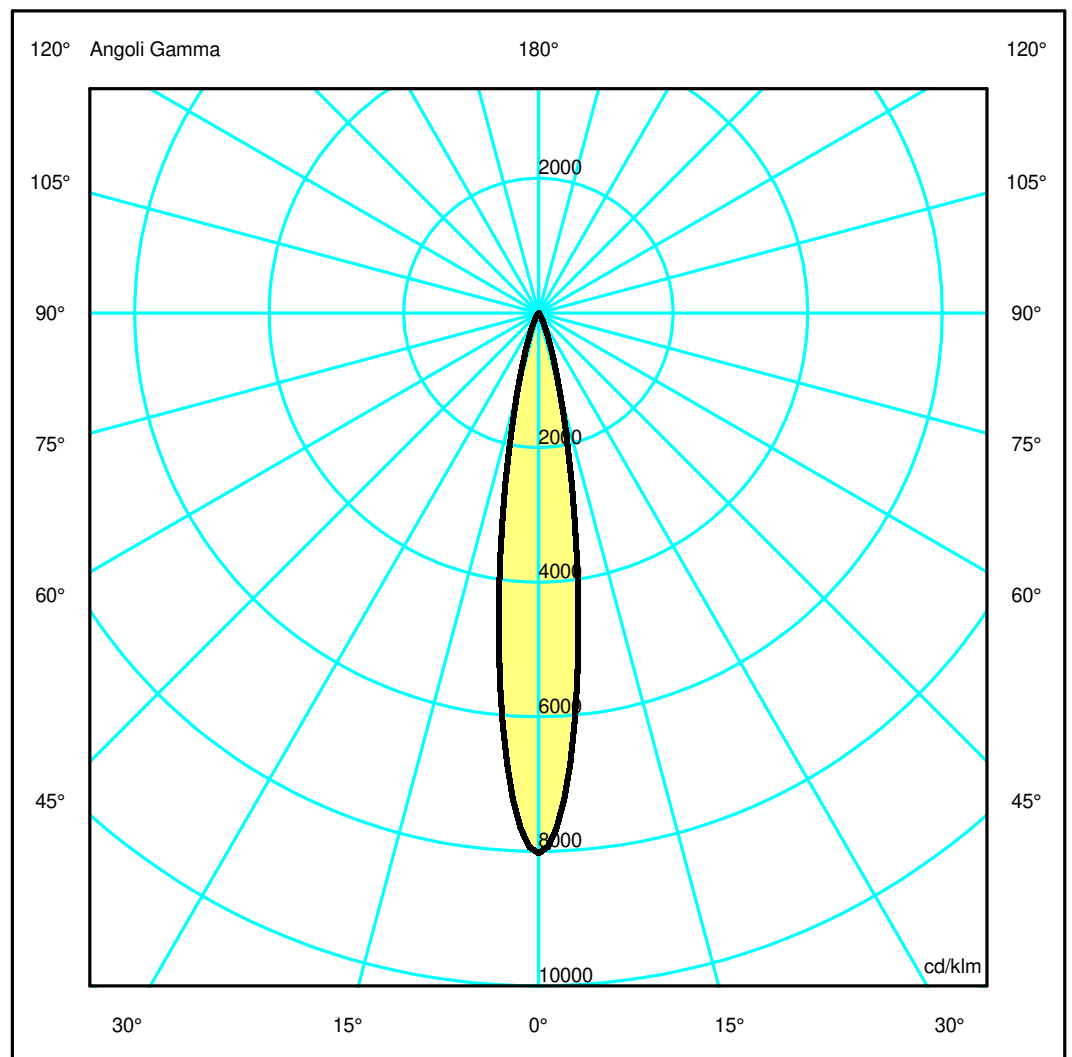
Diam=30mm



Semipiani C

180.0 ——— 0.0

ULOR 0.00 %
DLOR 100.00 %
RN 0.00 %



Luminaire

Code FU31104
Name VECTOR 30 PENDANT FUNIVIA 930 FL NRO

Measurerm.

Code FTS2102315
Name VECTOR 30 PENDANT FUNIVIA 930 FL NRO

Luminaire Flux	335 lm	Luminaire Power	7.0 W	Efficacy	47.913 lm/W	Efficiency	100.00%
Source Flux	335 lm	Maximum value	8027.17 cd/klm	Position	C=0.00 G=0.00	CG	Rotosymmetrical
Round Luminaire		Diam.	30 mm	Height	76 mm		
Round Luminous Area		Diam.	20 mm	Height	0 mm		
Horizontal Luminous Area		0.000314 m2		Emitting area on Plane 180°		0.000000 m2	
Emitting area on Plane 0°		0.000000 m2		Emitting area on Plane 270°		0.000000 m2	
Emitting area on Plane 90°		0.000000 m2		Glare area at 76°		0.000076 m2	
Coordinate system		CG		Symmetry Type		Rotosymmetrical	
Date		14-05-2021		Maximum Gamma Angle		180	
Measurement Distance		0.00		Measurement Flux		335 lm	

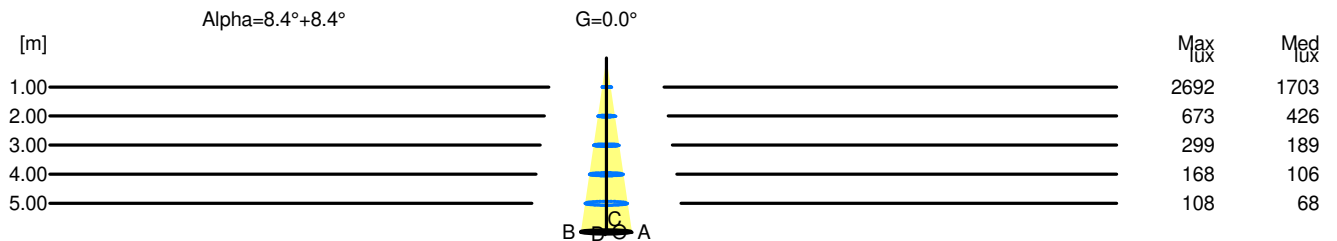
LED Flux=505lm LED Power=6W Eff=66% EfcLed=87lm/W EfcLum=48lm/W CCT=3000K Ra=90 SDCM=3 L70(6K)=36000

C.I.E.	98	100	100	100	100	D DIN 5040	A60
F UTE	--					B NBN	BZ 1

Width at 50.00 % of Max Intensity

H[m]	1.00	2.00	3.00	4.00	5.00	H[m]	1.00	2.00	3.00	4.00	5.00
OA	0.15	0.29	0.44	0.59	0.73	OC	0.15	0.29	0.44	0.59	0.73
OB	0.15	0.29	0.44	0.59	0.73	OD	0.15	0.29	0.44	0.59	0.73

	Luminous Intensities [cd/klm]									
	0	5	15	25	35	45	55	65	75	85
OA	2692.23	2056.32	412.92	69.24	16.45	5.21	1.31	0.42	0.20	0.18
OB	2692.23	2056.32	412.92	69.24	16.45	5.21	1.31	0.42	0.20	0.18
OC	2692.23	2056.32	412.92	69.24	16.45	5.21	1.31	0.42	0.20	0.18
OD	2692.23	2056.32	412.92	69.24	16.45	5.21	1.31	0.42	0.20	0.18



H[m]	D[m]	Max lux	Med lux	Alpha=8.4°+8.4°	G=0.0
1.00	0.29	2692	1703		
2.00	0.59	673	426		
3.00	0.88	299	189		
4.00	1.17	168	106		
5.00	1.47	108	68		