

## Luminaire

Code BK21004  
Name A.24 WALL DIFF. DIR+IND 2700K 900mm BLACK

## Measurerm.

Code FTS2300129  
Name A.24 WALL DIFF. DIR+IND 2700K 900mm BLACK

Luminaire Flux	3274 lm	Luminaire Power	45.0 W	Efficacy	72.747 lm/W	Efficiency	100.00%
Source Flux	3274 lm	Maximum value	206.37 cd/klm	Position	C=45.00 G=1.00	CG	Double Symmetrical
Rectangular Luminaire		Length	900 mm	Width	27 mm	Height	55 mm
Rectangular Luminous Area		Length	895 mm	Width	22 mm	Height	0 mm
Horizontal Luminous Area		0.019690 m <sup>2</sup>		Emitting area on Plane 180°		0.000000 m <sup>2</sup>	
Emitting area on Plane 0°		0.000000 m <sup>2</sup>		Emitting area on Plane 270°		0.000000 m <sup>2</sup>	
Emitting area on Plane 90°		0.000000 m <sup>2</sup>		Glare area at 76°		0.004763 m <sup>2</sup>	
Coordinate system		CG		Symmetry Type		Double Symmetrical	
Date		24-05-2023		Maximum Gamma Angle		180	
Measurement Distance		0.00		Measurement Flux		3274 lm	

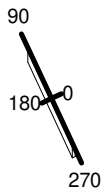
LED Flux=6990lm LED Power=41W Eff=47% EfcLed=170lm/W EfcLum=73lm/W CCT=2700K Ra=90 R9=50 SDCM=3 L70(17K)=102000h

C.I.E. 47 79 96 59 100  
F UTE 0.59 E + 0.41 T

D DIN 5040  
B NBN

C31  
BZ 5 / 4 / BZ 4

900mm x 27mm



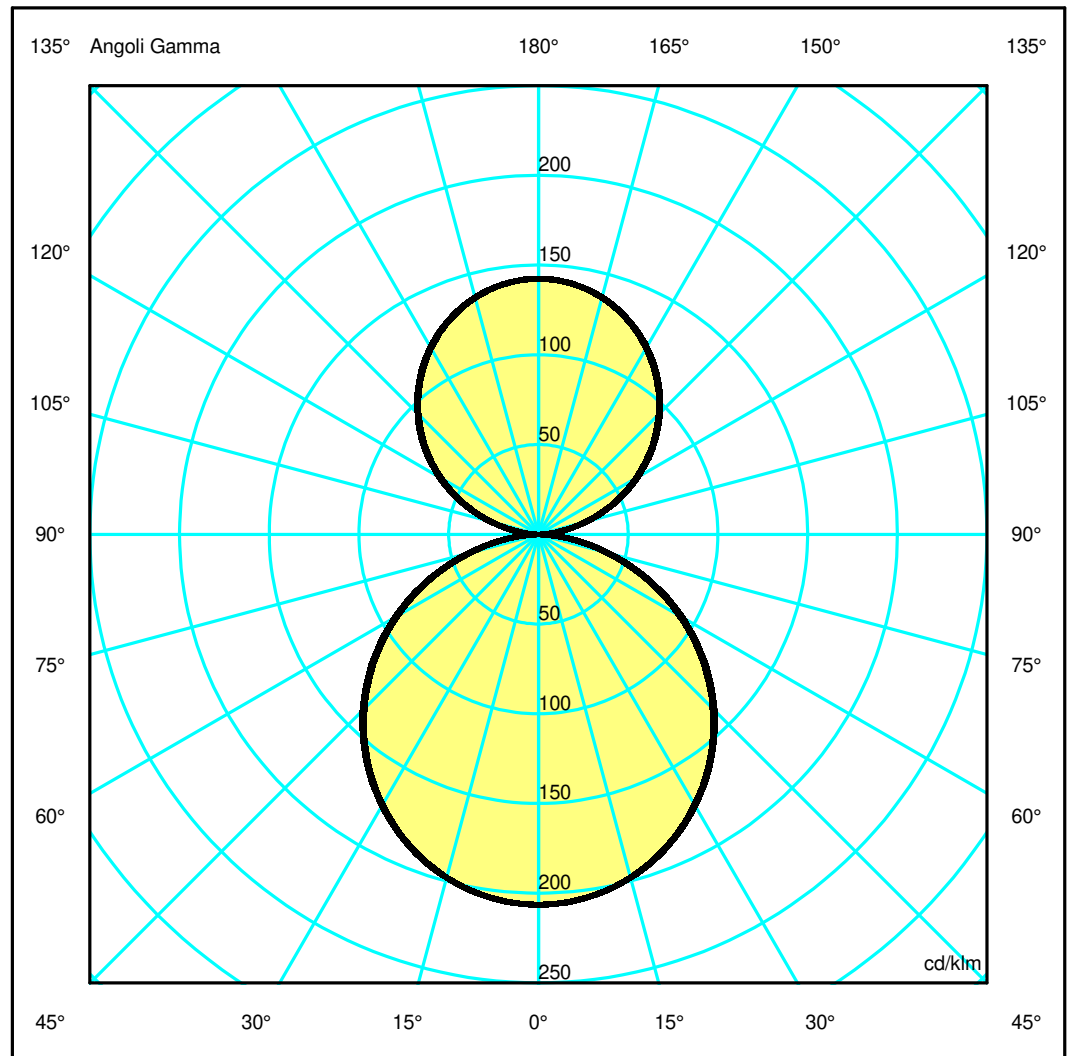
Semipiani C

180.0 ——— 0.0  
270.0 ——— 90.0

ULOR 40.83 %

DLOR 59.17 %

RN 40.83 %



## Luminaire

Code BK21004  
Name A.24 WALL DIFF. DIR+IND 2700K 900mm BLACK

## Measurment.

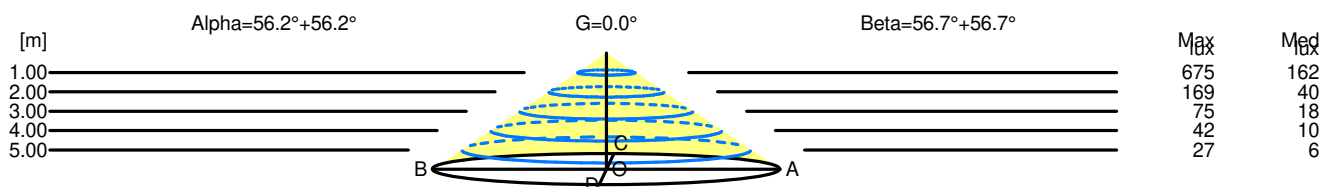
Code FTS2300129  
Name A.24 WALL DIFF. DIR+IND 2700K 900mm BLACK

Luminaire Flux	3274 lm	Luminaire Power	45.0 W	Efficacy	72.747 lm/W	Efficiency	100.00%
Source Flux	3274 lm	Maximum value	206.37 cd/klm	Position	C=45.00 G=1.00	CG	Double Symmetrical
Rectangular Luminaire		Length	900 mm	Width	27 mm	Height	55 mm
Rectangular Luminous Area		Length	895 mm	Width	22 mm	Height	0 mm
Horizontal Luminous Area	0.019690 m2			Emitting area on Plane 180°		0.000000 m2	
Emitting area on Plane 0°	0.000000 m2			Emitting area on Plane 270°		0.000000 m2	
Emitting area on Plane 90°	0.000000 m2			Glare area at 76°		0.004763 m2	
Coordinate system	CG			Symmetry Type		Double Symmetrical	
Date	24-05-2023			Maximum Gamma Angle		180	
Measurement Distance	0.00			Measurement Flux		3274 lm	
LED Flux=6990lm LED Power=41W Eff=47% EfcLed=170lm/W EfcLum=73lm/W CCT=2700K Ra=90 R9=50 SDCM=3 L70(17K)=102000h							
C.I.E.	47 79 96 59 100			D DIN 5040	C31		
F UTE	0.59 E + 0.41 T			B NBN	BZ 5 / 4 / BZ 4		

### Width at 50.00 % of Max Intensity

H[m]	1.00	2.00	3.00	4.00	5.00	H[m]	1.00	2.00	3.00	4.00	5.00
OA	1.49	2.99	4.48	5.98	7.47	OC	1.52	3.05	4.57	6.10	7.62
OB	1.49	2.99	4.48	5.98	7.47	OD	1.52	3.05	4.57	6.10	7.62

	Luminous Intensities [ cd/klm ]									
	0	5	15	25	35	45	55	65	75	85
OA	675.45	672.27	647.81	600.50	533.25	448.44	350.48	241.58	128.23	30.44
OB	675.45	672.27	647.81	600.50	533.25	448.44	350.48	241.58	128.23	30.44
OC	675.45	672.66	648.39	602.42	536.22	453.96	355.63	247.37	132.68	34.52
OD	675.45	672.66	648.39	602.42	536.22	453.96	355.63	247.37	132.68	34.52



H[m]	D[m]	Max lux	Med lux	Alpha=56.2°+56.2°	G=0.0
1.00	2.99	675	162		
2.00	5.98	169	40		
3.00	8.97	75	18		
4.00	11.96	42	10		
5.00	14.95	27	6		

H[m]	D[m]	Max lux	Med lux	Beta=56.7°+56.7°	G=0.0
1.00	3.05	675	162		
2.00	6.10	169	40		
3.00	9.15	75	18		
4.00	12.20	42	10		
5.00	15.25	27	6		