

Luminaire

Code AQ11620+AQ90XXX
 Name A.24 GIUNTO T PLAF. DIFF. 2700K BBZ + A.24 SCHERMO DIFF. OPALINO FLESSIB.

Measurement

Code FTS2300201
 Name A.24 GIUNTO T PLAF. DIFF. 2700K BBZ + A.24 SCHERMO DIFF. OPALINO FLESSIB.

Luminaire Flux	1677 lm	Luminaire Power	22.0 W	Efficacy	76.227 lm/W	Efficiency	100.00%
Source Flux	1677 lm	Maximum value	348.18 cd/klm	Position	C=0.00 G=1.00	CG	Rotosymmetrical
Rectangular Luminaire		Length	605 mm	Width	315 mm	Height	55 mm
Rectangular Luminous Area		Length	312 mm	Width	48 mm	Height	0 mm
Horizontal Luminous Area		0.014976 m ²		Emitting area on Plane 180°		0.000000 m ²	
Emitting area on Plane 0°		0.000000 m ²		Emitting area on Plane 270°		0.000000 m ²	
Emitting area on Plane 90°		0.000000 m ²		Glare area at 76°		0.003623 m ²	
Coordinate system		CG		Symmetry Type		Rotosymmetrical	
Date		20-09-2023		Maximum Gamma Angle		180	
Measurement Distance		0.00		Measurement Flux		1677 lm	

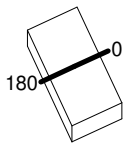
LED Flux=3519lm LED Power=20W Eff=48% EfcLed=176lm/W EfcLum=76lm/W CCT=2700K Ra=90 SDCM=3 L70(6K)=102000h

C.I.E. 47 78 96 100 100
 F UTE 1.00 E

D DIN 5040
 B NBN

A30
 BZ 5 / 4 / BZ 4

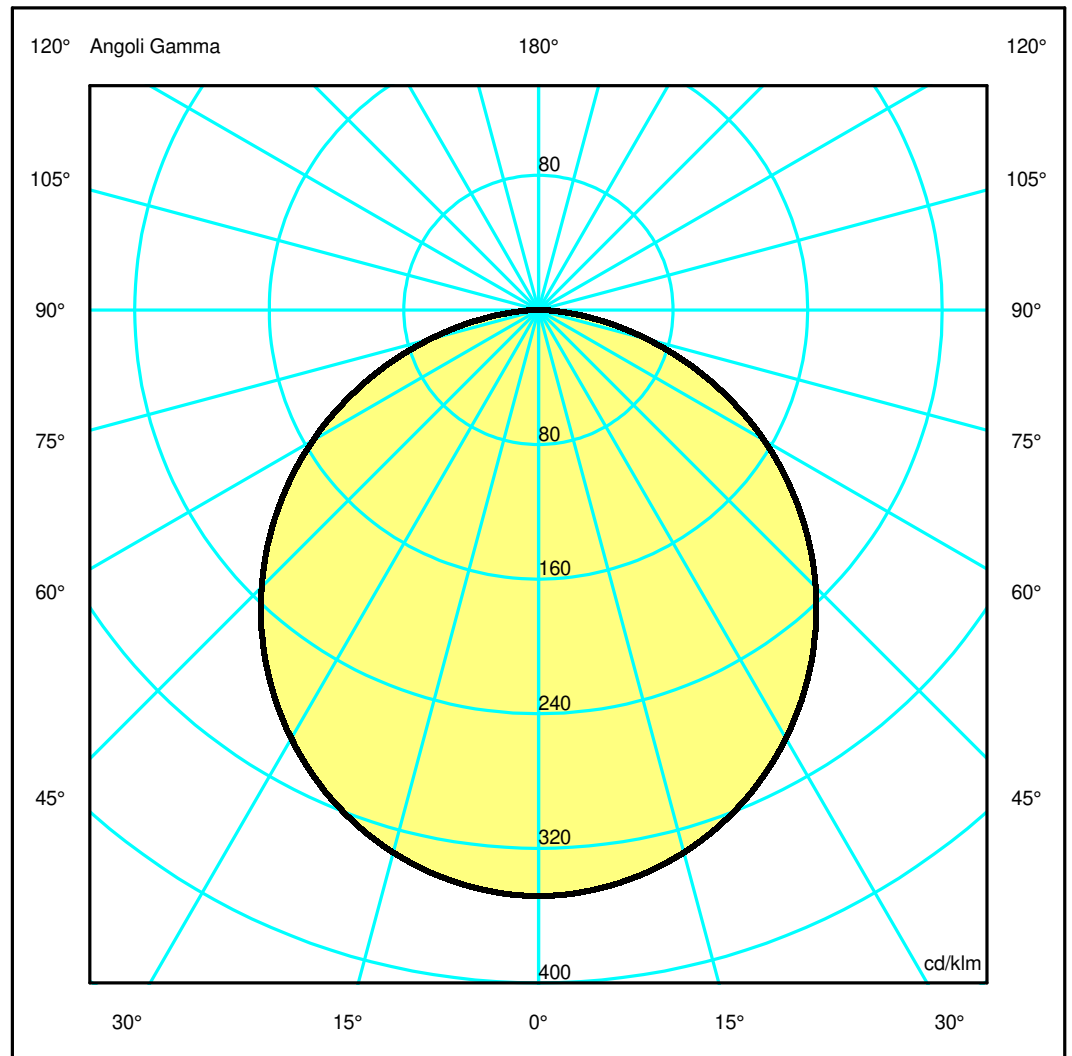
605mm x 315mm



Semipiani C

180.0 ——— 0.0

ULOR 0.01 %
 DLOR 99.99 %
 RN 0.01 %



Luminaire

Code AQ11620+AQ90XXX
 Name A.24 GIUNTO T PLAF. DIFF. 2700K BBZ + A.24 SCHERMO DIFF. OPALINO FLESSIB.

Measurement

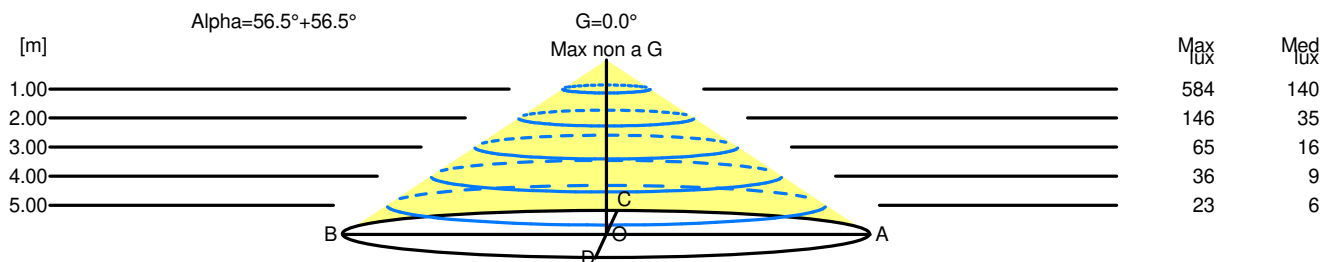
Code FTS2300201
 Name A.24 GIUNTO T PLAF. DIFF. 2700K BBZ + A.24 SCHERMO DIFF. OPALINO FLESSIB.

Luminaire Flux	1677 lm	Luminaire Power	22.0 W	Efficacy	76.227 lm/W	Efficiency	100.00%
Source Flux	1677 lm	Maximum value	348.18 cd/klm	Position	C=0.00 G=1.00	CG	Rotosymmetrical
Rectangular Luminaire		Length	605 mm	Width	315 mm	Height	55 mm
Rectangular Luminous Area		Length	312 mm	Width	48 mm	Height	0 mm
Horizontal Luminous Area		0.014976 m ²		Emitting area on Plane 180°		0.000000 m ²	
Emitting area on Plane 0°		0.000000 m ²		Emitting area on Plane 270°		0.000000 m ²	
Emitting area on Plane 90°		0.000000 m ²		Glare area at 76°		0.003623 m ²	
Coordinate system		CG		Symmetry Type		Rotosymmetrical	
Date		20-09-2023		Maximum Gamma Angle		180	
Measurement Distance		0.00		Measurement Flux		1677 lm	
LED Flux=3519lm LED Power=20W Eff=48% EfcLed=176lm/W EfcLum=76lm/W CCT=2700K Ra=90 SDCM=3 L70(6K)=102000h							
C.I.E.	47 78 96 100 100			D DIN 5040	A30		
F UTE	1.00 E			B NBN	BZ 5 / 4 / BZ 4		

Width at 50.00 % of Max Intensity

H[m]	1.00	2.00	3.00	4.00	5.00	H[m]	1.00	2.00	3.00	4.00	5.00
OA	1.51	3.02	4.54	6.05	7.56	OC	1.51	3.02	4.54	6.05	7.56
OB	1.51	3.02	4.54	6.05	7.56	OD	1.51	3.02	4.54	6.05	7.56

	Luminous Intensities [cd/klm]									
	0	5	15	25	35	45	55	65	75	85
OA	583.82	581.05	559.74	519.65	462.49	390.55	305.81	211.17	112.37	28.01
OB	583.82	581.05	559.74	519.65	462.49	390.55	305.81	211.17	112.37	28.01
OC	583.82	581.05	559.74	519.65	462.49	390.55	305.81	211.17	112.37	28.01
OD	583.82	581.05	559.74	519.65	462.49	390.55	305.81	211.17	112.37	28.01



H[m]	D[m]	Max lux	Med lux	Alpha=56.5°+56.5°	G=0.0 Max non a G
1.00	3.02	584	140		
2.00	6.05	146	35		
3.00	9.07	65	16		
4.00	12.10	36	9		
5.00	15.12	23	6		